

**ASSESSED VALUATION
OF
OKLAHOMA COUNTY
FOR YEAR 2008**



ASSESSED VALUATION OF OKLAHOMA COUNTY FOR YEAR 2008

SCHOOL DISTRICTS	PERSONAL	PUBLIC SERVICE	REAL ESTATE	TOTAL VALUE	HOMESTEAD EXEMPTION	*VETERAN EXEMPTION	NET VALUE
PUTNAM CITY #1 LESS TIF	124,542,156	31,625,236	729,540,356	885,707,748	23,420,523	3,412,314	858,874,911
LUTHER #3	45,568,363	3,111,286	14,431,250	63,110,899	781,997	175,014	62,153,888
LUTHER #3 - I89	78,108	2,578,667	6,256,450	8,913,225	142,000	38,513	8,732,712
SUBTOTAL LUTHER #3	45,646,471	5,689,953	20,687,700	72,024,124	923,997	213,527	70,886,600
CHOCTAW #4	5,071,645	9,354,293	148,954,180	163,380,118	6,538,183	2,580,200	154,261,735
DEER CREEK #6	4,242,395	7,617,240	154,177,729	166,037,364	2,394,000	596,976	163,046,388
HARRAH #7	3,174,302	21,773,592	37,521,085	62,468,979	1,897,972	546,693	60,024,314
JONES #9	3,201,507	2,361,232	24,632,526	30,195,265	1,272,372	285,639	28,637,254
EDMOND #12	96,845,513	25,444,555	1,092,826,157	1,215,116,225	22,503,000	4,025,768	1,188,587,457
EDMOND #12 - I89	655,139	1,777,887	29,564,625	31,997,651	460,685	68,171	31,468,795
SUBTOTAL EDMOND #12	97,500,652	27,222,442	1,122,390,782	1,247,113,876	22,963,685	4,093,939	1,220,056,252
OAKDALE #29	10,733,366	1,233,559	47,016,687	58,983,612	486,000	19,361	58,478,251
MILLWOOD #37	11,338,029	1,506,719	21,872,947	34,717,695	917,776	192,841	33,607,078
WESTERN HEIGHTS #41	101,735,777	20,435,591	105,152,903	227,324,271	2,136,771	173,304	225,014,196
MID-DEL #52 LESS TIF	71,407,675	21,902,761	345,280,572	438,591,008	15,070,347	4,889,517	418,631,144
CROOKED OAK #53	16,772,665	6,438,104	15,160,361	38,371,130	330,082	5,852	38,035,196
CRUTCHO #74	2,374,183	2,533,160	5,760,487	10,667,830	202,646	44,663	10,420,521
BETHANY #88	848,789	877,335	11,019,700	12,745,824	483,000	35,504	12,227,320
OKLAHOMA CITY #89 LESS TIF	277,771,691	212,130,300	1,296,313,699	1,786,215,690	46,287,454	5,348,014	1,734,580,222
McLOUD #1	122,847	1,030,976	5,211,687	6,365,510	297,513	51,170	6,016,827
MOORE #2	7,645,551	3,533,161	59,644,261	70,822,973	2,205,000	657,032	67,960,941
PIEDMONT #22	195,926	1,190,466	22,711,010	24,097,402	654,000	195,049	23,248,353
MUSTANG #69	83,250	403,105	6,841,447	7,327,802	303,000	0	7,024,802
TOTAL SCHOOL DISTRICTS	784,408,877	378,859,225	4,179,890,119	5,343,158,221	128,784,321	23,341,595	5,191,032,305
SCHOOL INCREMENT							
OKC #89 TIF 1 INCREMENT	11,495,183	0	6,547,532	18,042,715	0	0	18,042,715
OKC #89 TIF 2 INCREMENT	14,861,080	0	44,325,295	59,186,375	19,269	0	59,167,106
OKC #89 TIF 4 INCREMENT	5,630,703	0	298,639	5,929,342	(605)	0	5,929,947
OKC #89 LAS ROSAS TIF 6 INCREMENT	69	0	109,955	110,024	2,000	0	108,024
OKC #89 OU HEALTH TIF 7 INCREMENT	34,911	0	(147,821)	(112,910)	48,572	688	(162,170)
OKC #89 VILLAGE TIF 1 INCREMENT	59,700	0	215,693	275,393	0	0	275,393
PUTNAM CITY #1 TIF 4 INCREMENT	113,226	0	49,621	162,847	(2,000)	0	164,847
MID-DEL #52 TIF 1 INCREMENT	9,192,824	0	623,860	9,816,684	0	0	9,816,684
TOTAL TIF INCREMENTS	41,387,696	0	52,022,774	93,410,470	67,236	688	93,342,546
TOTAL ASSESSED VALUE	825,796,573	378,859,225	4,231,912,893	5,436,568,691	128,851,557	23,342,283	5,284,374,851

SPECIAL DISTRICTS	PERSONAL	PUBLIC SERVICE	REAL ESTATE	TOTAL VALUE	HOMESTEAD EXEMPTION	*VETERAN EXEMPTION	NET VALUE
GORDON COOPER TECH CTR #5	122,847	1,030,976	5,211,687	6,365,510	297,513	51,170	6,016,827
CANADIAN VALLEY TECH CTR #6	1,127,965	2,470,906	40,572,157	44,171,028	1,440,000	230,553	42,500,475
MOORE NORMAN TECH CTR #17	1,791,413	932,790	20,254,097	22,978,300	694,000	368,272	21,916,028
FRANCIS TUTTLE TECH CTR #21 LESS TIF	258,042,181	70,910,737	2,059,940,696	2,388,893,614	50,398,984	8,359,146	2,330,135,484
METRO TECH CTR #22 LESS TIF	201,749,688	131,054,080	986,735,177	1,319,538,945	30,453,327	3,787,448	1,285,298,170
EASTERN OK CO TECH CTR #23	56,628,615	37,890,799	185,326,662	279,846,076	8,810,973	2,690,809	268,344,294
ROSE STATE COLLEGE LESS TIF	77,058,797	27,440,150	429,150,881	533,649,828	18,904,680	6,290,262	508,454,886
OKLA. CITY COMM COLLEGE LESS TIF	176,662,779	105,267,480	404,682,610	686,612,869	17,234,124	1,524,317	667,854,428
NO SPECIAL DISTRICT	11,224,592	1,861,307	48,016,152	61,102,051	550,720	39,618	60,511,713
TOTAL SPECIAL DISTRICTS	784,408,877	378,859,225	4,179,890,119	5,343,158,221	128,784,321	23,341,595	5,191,032,305
SPECIAL DISTRICT INCREMENT							
METRO TECH #22 TIF 1 INCREMENT	11,495,183	0	6,547,532	18,042,715	0	0	18,042,715
METRO TECH #22 TIF 2 INCREMENT	14,861,080	0	44,325,295	59,186,375	19,269	0	59,167,106
METRO TECH #22 TIF 4 INCREMENT	0	0	10,434	10,434	(605)	0	11,039
METRO TECH #22 TIF 7 INCREMENT	34,911	0	(147,821)	(112,910)	48,572	688	(162,170)
METRO TECH #22 VILLAGE TIF 1 INCREMENT	59,700	0	215,693	275,393	0	0	275,393
FRANCIS TUTTLE #21 TIF 4 INCREMENT	113,226	0	49,621	162,847	(2,000)	0	164,847
OKC COMM COLLEGE TIF 4 INCREMENT	5,630,703	0	288,205	5,918,908	0	0	5,918,908
OKC COMM COLLEGE LAS ROSASA TIF 6 INCREMENT	69	0	109,955	110,024	2,000	0	108,024
ROSE STATE TIF 1 INCREMENT	9,192,824	0	623,860	9,816,684	0	0	9,816,684
TOTAL TIF INCREMENTS	41,387,696	0	52,022,774	93,410,470	67,236	688	93,342,546
TOTAL ASSESSED VALUE	825,796,573	378,859,225	4,231,912,893	5,436,568,691	128,851,557	23,342,283	5,284,374,851

ASSESSED VALUATION OF OKLAHOMA COUNTY FOR YEAR 2008


CITIES	PERSONAL	PUBLIC SERVICE	REAL ESTATE	TOTAL VALUE	HOMESTEAD EXEMPTION	*VETERAN EXEMPTION	NET VALUE
BETHANY	4,365,171	4,143,029	77,526,412	86,034,612	3,991,825	417,962	81,624,825
CHOCTAW	2,357,555	4,229,220	58,574,751	65,161,526	2,641,362	804,399	61,715,765
DEL CITY	10,233,251	4,196,990	78,144,511	92,574,752	4,841,475	999,075	86,734,202
EDMOND	46,326,057	14,635,452	673,474,582	734,436,091	15,377,421	2,105,057	716,953,613
FOREST PARK	164,183	257,698	8,101,511	8,523,392	357,000	151,010	8,015,382
HARRAH	883,071	1,466,896	22,620,041	24,970,008	1,091,875	328,838	23,549,295
JONES	419,166	652,881	8,730,946	9,802,993	531,254	137,829	9,133,910
LAKE ALUMA	100	637	2,124,249	2,124,986	24,000	0	2,100,986
LUTHER	943,410	632,350	3,687,496	5,263,256	229,196	34,307	4,999,753
MIDWEST CITY LESS TIF	27,869,971	12,100,868	233,726,705	273,697,544	10,530,744	3,512,886	259,653,914
NICHOLS HILLS	1,502,443	1,026,979	95,001,606	97,531,028	1,126,000	234,466	96,170,562
NICOMA PARK	874,476	1,221,569	8,160,939	10,256,984	526,274	88,065	9,642,645
OKLAHOMA CITY LESS TIF	614,037,272	296,237,614	2,668,995,428	3,579,270,314	78,001,932	12,763,889	3,488,504,493
SMITH VILLAGE	2,081	130,723	219,199	352,003	18,000	16,605	317,398
SPENCER	779,085	790,575	11,711,793	13,281,453	932,671	243,515	12,105,267
THE VILLAGE LESS TIF	4,789,557	1,201,460	54,590,075	60,581,092	2,405,000	226,867	57,949,225
VALLEY BROOK	138,400	83,149	1,249,598	1,471,147	114,404	8,201	1,348,542
WARR ACRES	9,350,488	1,654,865	47,553,693	58,559,046	2,090,902	234,488	56,233,656
WOODLAWN PARK	772,026	88,070	1,248,854	2,108,950	56,000	11,568	2,041,382
TOTAL CITIES	725,807,763	344,751,025	4,055,442,389	5,126,001,177	124,887,335	22,319,027	4,978,794,815
TOTAL TOWNSHIPS	58,601,114	34,108,200	124,447,730	217,157,044	3,896,986	1,022,568	212,237,490
TOTAL COUNTY	784,408,877	378,859,225	4,179,890,119	5,343,158,221	128,784,321	23,341,595	5,191,032,305
COUNTY INCREMENT							
COUNTY OKC TIF 1 INCREMENT	11,495,183	0	6,547,532	18,042,715	0	0	18,042,715
COUNTY OKC TIF 2 INCREMENT	14,861,080	0	44,325,295	59,186,375	19,269	0	59,167,106
COUNTY OKC TIF 4 INCREMENT	5,743,929	0	348,260	6,092,189	-2,605	0	6,094,794
COUNTY OKC TIF 6 INCREMENT	69	0	109,955	110,024	2,000	0	108,024
COUNTY OKC TIF 7 INCREMENT	34,911	0	-147,821	(112,910)	48,572	688	(162,170)
COUNTY VILLAGE TIF 1 INCREMENT	59,700	0	215,693	275,393	0	0	275,393
COUNTY MWC TIF 1 INCREMENT	9,192,824	0	623,860	9,816,684	0	0	9,816,684
TOTAL TIF INCREMENTS	41,387,696	0	52,022,774	93,410,470	67,236	688	93,342,546
TOTAL ASSESSED VALUE	825,796,573	378,859,225	4,231,912,893	5,436,568,691	128,851,557	23,342,283	5,284,374,851

*Exemption on Homesteaded property for veterans classified as 100% disabled by the U.S. Department of Veterans Affairs or for their surviving spouse.


ASSESSED VALUATION OF OKLAHOMA COUNTY FOR YEAR 2008

OKLAHOMA CITY, OKLAHOMA
OKLAHOMA COUNTY
STATE OF OKLAHOMA

Total Valuation of Oklahoma County, CERTIFIED THIS 18th DAY OF August, 2008.


LEONARD SULLIVAN, COUNTY ASSESSOR
OKLAHOMA COUNTY, OKLAHOMA

SUBSCRIBED AND SWORN TO BEFORE ME THIS 18th DAY OF August, 2008


CAROLYNN CAUDILL, COUNTY CLERK *Chief Deputy*
OKLAHOMA COUNTY, OKLAHOMA

ANNUAL ABSTRACT OF VALUATION AND ASSESSMENT FOR OKLAHOMA COUNTY, 2008

PERSONAL PROPERTY	Count	FAIR CASH VALUATION	Fractional Assessment % Applied	GROSS ASSESSED VALUATION
1. Manufacturing and Processing (Other than Oil and Gas)		\$416,293,265	0.137500 %	\$57,240,350
2. Refineries, Gasoline Plants, Gathering, and Compression		\$16,407,057		\$2,255,968
3. Other Oil, Gas, and Mining Property		\$273,266,516		\$37,574,188
4. Business Inventories (Gross)		\$2,822,297,886		\$390,313,282
5. Business Furniture, Fixtures, and Equipment		\$2,944,536,857		\$404,874,493
6. Mfg. Homes on Land Owned by Others (# 5,416)		\$50,616,367		\$6,957,061
7. Imps on Leased Land and Leasehold Improvements		\$273,483,397		\$37,603,980
8. Livestock and Animals		0		0
9. Farm Tractors and Equipment		\$15,086,383		\$2,074,444
10. Household Equipment and Other Personal Property		\$0		\$0
11. Total Personal Property Valuation		\$6,811,987,728		\$938,893,766
12. Less Freeport Exemption (# 223)		\$898,784,858		\$125,829,880
13. Net Personal Valuation		\$5,913,202,870		\$813,063,886
14. Valuation Penalty				\$12,951,163
15. Less Veteran Exemption (# 393)				\$94,017
16. Less Head-of-Household Exemption (# 812)				\$64,083
17. Less Manufactured Homes on Leased Land Additional Exemption (# 70)				\$60,376
18. Net Assessed Locally, Valued Personal Property Subject to Tax				\$825,796,573

REAL PROPERTY	TAXABLE FAIR CASH VALUATION	NUMBER	GROSS ASSESSED VALUATION
Manufactured Homes	\$38,979,887	3,535	\$4,287,788
Disabled Veterans Exemptions	\$212,219,097	1,890	\$23,342,283

	Taxable Fair Cash Valuation		Fractional Assessment % Applied	Gross Assessed Valuation	
	Real Estate	Improvements		Real Estate	Improvements
19. Residential Urban	\$5,035,763,040	\$21,005,316,972	0.110000	\$553,822,054	\$2,310,474,068
20. Residential Rural	\$197,574,196	\$706,531,100		\$21,729,551	\$77,715,487
21. Commercial/Industrial Urban	\$2,452,674,922	\$8,793,139,616		\$269,786,306	\$967,237,954
22. Commercial/Industrial Rural	\$22,196,221	\$62,148,530		\$2,441,481	\$6,836,224
23. Agricultural Urban	\$8,174,165	\$47,693,061		\$898,743	\$5,246,038
24. Agricultural Rural	\$33,439,375	\$109,528,153		\$3,677,367	\$12,047,620
25. SubTotal Real Estate and Improvements (Lines 19 through 24)		\$38,474,179,351			\$4,231,912,893
26. Less Homestead Exemptions (# 120,911)				-	\$120,752,129
27. Less Additional Homestead Exemptions (# 8,982)				-	\$8,099,428
28. Less Disabled Veterans Exemption (# 1,890)				-	\$23,342,283
29. Net Assessed Locally Valued Real Property Subject To Tax				\$4,079,719,053	
30. TOTAL NET ASSESSED LOCALLY VALUED PROPERTY SUBJECT TO TAX (Line 18 + Line 29 = Line 30)				\$4,905,515,626	

ABSTRACT PERSONAL PROPERTY DEFINITIONS


1. **Manufacturing and Processing:** Personal property used in traditional manufacturing industries. Oil and Gas production, petroleum processing or mining assets should not be included.
2. **Refineries, Gasoline Plants, Gathering and Compression:** Hydrocarbon industry related property used specifically in the gathering and/or compression of product, refining or the development of a finished product for consumption by an end user. Oil and Gas production, petroleum processing or mining assets should not be included.
3. **Other Oil, Gas and Mining Property:** All other hydrocarbon industry related personal property not included in lines 1 or 2. Includes tank farms and other such storage facilities and related equipment. Also includes any personal property used in mining of other minerals. Traditional manufacturing and processing personal property should not be included.
4. **Business Inventories (gross):** Would be inclusive of Freeport inventory, defined as that property carried as product for the consumer and inclusive of any percentage completed of work in progress.
5. **Business Furniture, Fixtures and Equipment:** Property used by the business in everyday operations. Should include all other operational property not reported on line items 1 through 4.
6. **Manufactured Homes on Land owned by others.**
7. **Improvements on Leased Land and Leasehold Improvements:** Capital improvements on property owned by others.
8. **Livestock and Animals:** All types.
9. **Farm Tractors and Equipment:** All types of farm tractors and related equipment.
10. **Household Equipment and Other Personal Property:** All household personal property, zero if abolished (Article 10, Section 8a. Oklahoma Constitution).

NOTICE: ANY INQUIRIES REGARDING THIS FORM SHOULD BE MADE TO THE OKLAHOMA TAX COMMISSION.

I do hereby certify that this abstract is a true and correct statement of all property valued and assessed for taxation as fixed by the County Board of Equalization and shown by the records in my office this 6th day of June, 20 08.

Leonard Suther County Assessor

Oklahoma County, Oklahoma



I do hereby certify that this abstract is a true and correct statement of all property valued and assessed for taxation as fixed by the State Board of Equalization and subscribe my name and affix the seal of my office this 11 day of June, 20 08.

(Seal)


Michelle R. Day Acting
State Auditor and Inspector



STATE BOARD OF EQUALIZATION
2300 NORTH LINCOLN BLVD.
ROOM 100, STATE CAPITOL
OKLAHOMA CITY, OK 73105-4801



PRESORTED
FIRST CLASS



Hasler

016H26513535

\$00.346

06/12/2008

Mailed From 73111

US POSTAGE

Leonard Sullivan Attn: Mike Morrison
Oklahoma County Assessor
320 Robt. S. Kerr Ave. #313
OKC, OK 73102

E-01R31 73102



ANNUAL ABSTRACT OF VALUATION AND ASSESSMENT FOR OKLAHOMA COUNTY, 2008

PERSONAL PROPERTY	Count	FAIR CASH VALUATION	Fractional Assessment % Applied	GROSS ASSESSED VALUATION
1. Manufacturing and Processing (Other than Oil and Gas)		\$416,293,265	0.137500 %	\$57,240,350
2. Refineries, Gasoline Plants, Gathering, and Compression		\$16,407,057		\$2,255,968
3. Other Oil, Gas, and Mining Property		\$273,266,516		\$37,574,188
4. Business Inventories (Gross)		\$2,822,297,886		\$390,313,282
5. Business Furniture, Fixtures, and Equipment		\$2,944,536,857		\$404,874,493
6. Mfg. Homes on Land Owned by Others (# 5,416)		\$50,616,367		\$6,957,061
7. Imps on Leased Land and Leasehold Improvements		\$273,483,397		\$37,603,980
8. Livestock and Animals		0		0
9. Farm Tractors and Equipment		\$15,086,383		\$2,074,444
10. Household Equipment and Other Personal Property		\$0		\$0
11. Total Personal Property Valuation		\$6,811,987,728		\$938,893,766
12. Less Freeport Exemption (# 223)		\$898,784,858		\$125,829,880
13. Net Personal Valuation		\$5,913,202,870		\$813,063,886
14. Valuation Penalty				\$12,951,163
15. Less Veteran Exemption (# 393)				\$94,017
16. Less Head-of-Household Exemption (# 812)				\$64,083
17. Less Manufactured Homes on Leased Land Additional Exemption (# 70)				\$60,376
18. Net Assessed Locally, Valued Personal Property Subject to Tax				\$825,796,573

REAL PROPERTY		TAXABLE FAIR CASH VALUATION	NUMBER	GROSS ASSESSED VALUATION
	Manufactured Homes	\$38,979,887	3,535	\$4,287,788
	Disabled Veterans Exemptions	\$212,219,097	1,890	\$23,342,283

	<u>Taxable Fair Cash Valuation</u>		<u>Fractional Assessment % Applied</u>	<u>Gross Assessed Valuation</u>	
	<u>Real Estate</u>	<u>Improvements</u>		<u>Real Estate</u>	<u>Improvements</u>
19. Residential Urban	\$5,035,763,040	\$21,005,316,972	0.110000	\$553,822,054	\$2,310,474,068
20. Residential Rural	\$197,574,196	\$706,531,100		\$21,729,551	\$77,715,487
21. Commercial/Industrial Urban	\$2,452,674,922	\$8,793,139,616		\$269,786,306	\$967,237,954
22. Commercial/Industrial Rural	\$22,196,221	\$62,148,530		\$2,441,481	\$6,836,224
23. Agricultural Urban	\$8,174,165	\$47,693,061		\$898,743	\$5,246,038
24. Agricultural Rural	\$33,439,375	\$109,528,153		\$3,677,367	\$12,047,620
25. SubTotal Real Estate and Improvements (Lines 19 through 24)		\$38,474,179,351			\$4,231,912,893
26. Less Homestead Exemptions (# 120,911)				-	\$120,752,129
27. Less Additional Homestead Exemptions (# 8,982)				-	\$8,099,428
28. Less Disabled Veterans Exemption (# 1,890)				-	\$23,342,283
29. Net Assessed Locally Valued Real Property Subject To Tax					\$4,079,719,053
30. TOTAL NET ASSESSED LOCALLY VALUED PROPERTY SUBJECT TO TAX (Line 18 + Line 29 = Line 30)					\$4,905,515,626

ANNUAL ABSTRACT OF VALUATION AND ASSESSMENT FOR OKLAHOMA COUNTY, 2008

ABSTRACT PERSONAL PROPERTY DEFINITIONS

1. Manufacturing and Processing: Personal property used in traditional manufacturing industries. Oil and Gas production, petroleum processing or mining assets should not be included.
2. Refineries, Gasoline Plants, Gathering and Compression: Hydrocarbon industry related property used specifically in the gathering and/or compression of product, refining or the development of a finished product for consumption by an end user. Oil and Gas production, petroleum processing or mining assets should not be included.
3. Other Oil, Gas and Mining Property: All other hydrocarbon industry related personal property not included in lines 1 and 2. Includes tank farms and other such storage facilities and related equipment. Also includes any personal proeprty used in mining of other minerals. Traditional manufacturing and processing personal property should not be included.
4. Business Inventories (gross): Would be inclusinve of Freeport inventory, defined as that property carried as product for the consumer and inclusive of any precentage completed of work in progress.
5. Business Furniture, Fixtures and Equipment: Property used by the business in everyday operations. Should include all other operational property not reported on line items 1 through 4.
6. Manufactured Homes on Land owned by others.
7. Improvements on Leased Land Leasehold Improvements: Capital improvements on property owned by others.
8. Livestock and Animals: All types.
9. Farm Tractors and Equipment: All types of farm tractors and related equipment.
10. Household Equipment and Other Personal Property: All household personal property, zero if abolished (Article 10, Section 8a Oklahoma Constitution).

NOTICE: ANY INQUIRIES REGARDING THIS FORM SHOULD BE MADE TO THE OKLAHOMA TAX COMMISSION.

I do hereby certify that this abstract is a true and correct statement of all property valued and assessed for taxation as fixed by the County Board of Equaliztion and shown by the records in my office this _____ day of _____, 20_____.

_____ County Assessor

OKLAHOMA COUNTY _____ County, Oklahoma

I do hereby certify that this abstract is a true and correct statement of all property valued and assessed for taxation as fixed by the State Board of Equalization and

(Seal) _____ State Auditor and Inspector

ANNUAL REPORT OF HOMESTEAD EXEMPTION

As fixed by the County Board of Equalization

State of Oklahoma, Oklahoma County

I, the undersigned County Assessor, do hereby certify that the following is a true and correct report of all the Homesteads exempt from taxation in the county of Oklahoma, for the year 2008. As fixed by the County Board of Equalization and shown by the records in my office.

Classification of Homesteads	Number of Homesteads	Number of Acres or Lots Allowed Exemption	Assessed Valuation of Homesteads before Exemption	Amount of Exemptions Allowed	Assessed Valuation of Homesteads Less Exemptions Allowed
Rural (Base)	3,695 ⁽¹⁾	32,028 acres	\$ 56,032,441	\$ 3,691,809 ⁽²⁾	\$ 52,351,895
Rural (Additional)	155 ⁽³⁾	1,802 lots		\$ 147,177 ⁽⁴⁾	
Urban (Base)	117,216 ⁽⁵⁾	29,028 acres	\$ 1,460,022,962	\$ 117,060,320 ⁽⁶⁾	\$ 1,343,882,191
Urban (Additional)	8,827 ⁽⁷⁾	109,826 lots		\$ 7,952,251 ⁽⁸⁾	
Total (Base)	120,911	61,056 acres	\$ 1,516,055,403	\$ 128,851,557	\$ 1,396,234,086
Total (Additional)	8,982	111,628 lots			

The number and total assessed valuation of regular and additional homestead exemptions allowed in each school district in the county is as follows:

Rural					Urban				
School District	Number of Base Homestead	Amount of Base Homestead	Number of Additional Homestead	Amount of Additional Homestead	School District	Number of Base Homestead	Amount of Base Homestead	Number of Additional Homestead	Amount of Additional Homestead
Putnam City #1	5	5,000	0	0	Putnam City #1	22,332	22,332,000	1,082	1,081,523
Luther #3	385	383,170	18	17,908	Luther #3	356	353,589	32	27,330
Luther #3 - 189	123	123,000	5	5,000	Luther #3 - 189	13	13,000	1	1,000
Choctaw #4	719	719,000	31	29,524	Choctaw #4	5,532	5,530,983	264	258,676
Deer Creek #6	819	819,000	6	6,000	Deer Creek #6	1,557	1,557,000	12	12,000
Harrah #7	930	929,056	48	46,162	Harrah #7	875	874,511	50	48,243
Jones #9	190	190,000	9	9,000	Jones #9	991	989,985	86	83,387
Edmond #12	190	190,000	2	2,000	Edmond #12	21,868	21,868,000	443	443,000
Edmond #12 - 189	113	112,583	15	12,681	Edmond #12 - 189	331	330,533	6	4,888
Oakdale #29	3	3,000	1	1,000	Oakdale #29	482	482,000	0	0
Millwood #37	2	2,000	0	0	Millwood #37	833	833,000	84	82,776
Western Heights #41	5	5,000	0	0	Western Heights #41	1,959	1,957,771	176	174,000
Mid-Del #52	47	47,000	1	1,000	Mid-Del #52	13,888	13,886,851	1,147	1,135,496
Crooked Oak #53	0	0	0	0	Crooked Oak #53	299	294,558	66	35,524
Crutcho #74	56	56,000	9	8,720	Crutcho #74	131	128,926	10	9,000
Bethany #88	0	0	0	0	Bethany #88	431	431,000	52	52,000
Oklahoma City #89	75	75,000	7	6,162	Oklahoma City #89	42,056	41,914,613	5,172	4,360,915
McLoud J.D. #1	33	33,000	3	2,020	McLoud J.D. #1	247	247,000	17	15,493
Moore J.D. #2	0	0	0	0	Moore J.D. #2	2,092	2,092,000	113	113,000
Piedmont J.D. #22	0	0	0	0	Piedmont J.D. #22	647	647,000	7	7,000
Mustang J.D. #69	0	0	0	0	Mustang J.D. #69	296	296,000	7	7,000
Totals	3,695	\$ 3,691,809	155	\$ 147,177	Totals	117,216	\$117,060,320	8,827	\$ 7,952,251

(1) (2) (3) (4) (5) (6) (7) (8)

In testimony whereof, I hereby subscribe my name this 6th Day of June, 2008
 County Assessor [Signature] Date June 6, 2008 County Oklahoma

ANNUAL REPORT OF HOMESTEAD EXEMPTION

As fixed by the County Board of Equalization

State of Oklahoma, Oklahoma County

I, the undersigned County Assessor, do hereby certify that the following is a true and correct report of all the Homesteads exempt from taxation in the county of Oklahoma, for the year 2008. As fixed by the County Board of Equalization and shown by the records in my office.


Classification of Homesteads	Number of Homesteads	Number of Acres or Lots Allowed Exemption	Assessed Valuation of Homesteads before Exemption	Amount of Exemptions Allowed	Assessed Valuation of Homesteads Less Exemptions Allowed
Rural (Base)	3,695 ⁽¹⁾	32,028 acres		\$ 3,691,809 ⁽²⁾	
Rural (Additional)	155 ⁽³⁾	1,802 lots	\$ 56,032,441	\$ 147,177 ⁽⁴⁾	\$ 52,351,895
Urban (Base)	117,216 ⁽⁵⁾	29,028 acres		\$ 117,060,320 ⁽⁶⁾	
Urban (Additional)	8,827 ⁽⁷⁾	109,826 lots	\$ 1,460,022,962	\$ 7,952,251 ⁽⁸⁾	\$ 1,343,882,191
Total (Base)	120,911	61,056 acres			
Total (Additional)	8,982	111,628 lots	\$ 1,516,055,403	\$ 128,851,557	\$ 1,396,234,086

The number and total assessed valuation of regular and additional homestead exemptions allowed in each school district in the county is as follows:

Rural					Urban				
School District	Number of Base Homestead	Amount of Base Homestead	Number of Additional Homestead	Amount of Additional Homestead	School District	Number of Base Homestead	Amount of Base Homestead	Number of Additional Homestead	Amount of Additional Homestead
Putnam City #1	5	5,000	0	0	Putnam City #1	22,332	22,332,000	1,082	1,081,523
Luther #3	385	383,170	18	17,908	Luther #3	356	353,589	32	27,330
Luther #3 - 189	123	123,000	5	5,000	Luther #3 - 189	13	13,000	1	1,000
Choctaw #4	719	719,000	31	29,524	Choctaw #4	5,532	5,530,983	264	258,676
Deer Creek #6	819	819,000	6	6,000	Deer Creek #6	1,557	1,557,000	12	12,000
Harrah #7	930	929,056	48	46,162	Harrah #7	875	874,511	50	48,243
Jones #9	190	190,000	9	9,000	Jones #9	991	989,985	86	83,387
Edmond #12	190	190,000	2	2,000	Edmond #12	21,868	21,868,000	443	443,000
Edmond #12 - 189	113	112,583	15	12,681	Edmond #12 - 189	331	330,533	6	4,888
Oakdale #29	3	3,000	1	1,000	Oakdale #29	482	482,000	0	0
Millwood #37	2	2,000	0	0	Millwood #37	833	833,000	84	82,776
Western Heights #41	5	5,000	0	0	Western Heights #41	1,959	1,957,771	176	174,000
Mid-Del #52	47	47,000	1	1,000	Mid-Del #52	13,888	13,886,851	1,147	1,135,496
Crooked Oak #53	0	0	0	0	Crooked Oak #53	299	294,558	66	35,524
Crutcho #74	56	56,000	9	8,720	Crutcho #74	131	128,926	10	9,000
Bethany #88	0	0	0	0	Bethany #88	431	431,000	52	52,000
Oklahoma City #89	75	75,000	7	6,162	Oklahoma City #89	42,056	41,914,613	5,172	4,360,915
McLoud J.D. #1	33	33,000	3	2,020	McLoud J.D. #1	247	247,000	17	15,493
Moore J.D. #2	0	0	0	0	Moore J.D. #2	2,092	2,092,000	113	113,000
Piedmont J.D. #22	0	0	0	0	Piedmont J.D. #22	647	647,000	7	7,000
Mustang J.D. #69	0	0	0	0	Mustang J.D. #69	296	296,000	7	7,000
Totals	3,695	\$ 3,691,809	155	\$ 147,177	Totals	117,216	\$117,060,320	8,827	\$ 7,952,251
	(1)	(2)	(3)	(4)		(5)	(6)	(7)	(8)

In testimony whereof, I hereby subscribe my name this _____ Day of _____, _____.

County Assessor _____ Date _____ County _____



LEONARD SULLIVAN

OKLAHOMA COUNTY ASSESSOR

320 ROBERT S. KERR, #313 • OKLAHOMA CITY, OKLAHOMA 73102
(405) 713-1200 FAX (405) 713-1853 www.oklahomacounty.org/assessor

August 18, 2008

The HonorableCarolynn Caudill
Oklahoma County Clerk
County Office Building
320 Robert S. Kerr Avenue
Oklahoma City, OK 73102

This is to inform you on the 2008 Assessment Rolls the Hickory Hills Fire Protection District #1 and the Deer Creek Fire Protection District #2 contain the following:

Hickory Hills Fire District #1

Deer Creek Fire District #2

	<u>ASSESSED VALUATION</u>	<u>ASSESSED VALUATION</u>
REAL ESTATE	6,959,860	34,091,799
PERSONAL	168,057	2,006,389
PUBLIC SERVICE	<u>229,184</u>	<u>2,817,577</u>
TOTAL ASSESSED	7,357,101	38,915,765

I hope you find this information is satisfactory for your requirements.

Respectfully,

LEONARD SULLIVAN
COUNTY ASSESSOR

MISSION STATEMENT

We dedicate ourselves to provide the citizens of Oklahoma County fair, equitable assessments. We will not compromise our integrity for personal gain or accommodation, but will faithfully apply policies and practices with honesty, reliability and respect. We are committed to a quality of service beyond the norm and to diligently safeguard the public trust.



Leonard Sullivan
Oklahoma County Assessor

Monday, August 18, 2008

320 Robert S. Kerr, #313
Oklahoma City, Oklahoma 73102

2008 RealWare Certification By School

School	Tax District	Personal	Public Service	Real Estate	Total Valuation	Homestead	DAV Exemption	Net Valuation
Putnam City #1								
/ Francis Tuttle Tech Ctr #21	101	774,240	313,295	2,307,267	3,394,802	5,000	0	3,389,802
Oklahoma Cit / Francis Tuttle Tech Ctr #21	501	109,896,095	26,303,312	610,456,203	746,655,610	17,752,796	2,783,800	726,119,014
Oklahoma Cit / Francis Tuttle Tech Ctr #21	501TF4D	346,151	0	1,517,248	1,863,399	5,000	0	1,858,399
Bethany / Francis Tuttle Tech Ctr #21	581	3,516,382	3,265,694	66,506,712	73,288,788	3,508,825	382,458	69,397,505
Warr Acres / Francis Tuttle Tech Ctr #21	601	9,350,488	1,654,865	47,553,693	58,559,046	2,090,902	234,488	56,233,656
Woodlawn Pa / Francis Tuttle Tech Ctr #21	701	772,026	88,070	1,248,854	2,108,950	56,000	11,568	2,041,382
School Total		124,655,382	31,625,236	729,589,977	885,870,595	23,418,523	3,412,314	859,039,758
Luther #3								
/ Eastern Ok Co Tech Ctr #23	103	44,474,143	2,089,281	6,143,642	52,707,066	269,541	51,868	52,385,657
/ Eastern Ok Co Tech Ctr #23	103FD1	72,276	85,660	1,767,778	1,925,714	131,537	15,780	1,778,397
Oklahoma Cit / Eastern Ok Co Tech Ctr #23	203	82,003	388,976	2,884,578	3,355,557	151,723	73,059	3,130,775
Luther / Eastern Ok Co Tech Ctr #23	503	939,941	546,854	3,465,768	4,952,563	225,196	34,307	4,693,060
Edmond / Eastern Ok Co Tech Ctr #23	603	0	515	169,484	169,999	4,000	0	165,999
School Total		45,568,363	3,111,286	14,431,250	63,110,899	781,997	175,014	62,153,888
Luther #3 - I89								
/ Eastern Ok Co Tech Ctr #23	003	57,323	966,283	5,691,448	6,715,054	128,000	38,513	6,548,541
Edmond / Eastern Ok Co Tech Ctr #23	403	17,316	1,526,888	343,274	1,887,478	10,000	0	1,877,478
Luther / Eastern Ok Co Tech Ctr #23	703	3,469	85,496	221,728	310,693	4,000	0	306,693
School Total		78,108	2,578,667	6,256,450	8,913,225	142,000	38,513	8,732,712
Choctaw #4								
/ Eastern Ok Co Tech Ctr #23	104	818,078	1,716,730	15,377,900	17,912,708	748,524	320,519	16,843,665
Oklahoma Cit / Eastern Ok Co Tech Ctr #23	204	648,121	1,101,295	16,845,150	18,594,566	679,510	290,503	17,624,553
Choctaw / Eastern Ok Co Tech Ctr #23	504	2,334,078	4,035,984	57,134,669	63,504,731	2,521,362	767,010	60,216,359
Midwest City / Rose State College	604	465,310	1,288,271	46,468,829	48,222,410	1,821,551	935,250	45,465,609
Harrah / Eastern Ok Co Tech Ctr #23	704	52,451	313,774	5,649,208	6,015,433	307,121	184,252	5,524,060
Nicoma Park / Eastern Ok Co Tech Ctr #23	904	753,607	898,239	7,478,424	9,130,270	460,115	82,666	8,587,489
School Total		5,071,645	9,354,293	148,954,180	163,380,118	6,538,183	2,580,200	154,261,735
Deer Creek #6								
/ Francis Tuttle Tech Ctr #21	106	698,019	594,511	16,338,212	17,630,742	316,000	42,790	17,271,952
/ Francis Tuttle Tech Ctr #21	106FD2	1,986,220	2,383,795	29,615,586	33,985,601	509,000	107,190	33,369,411
Oklahoma Cit / Francis Tuttle Tech Ctr #21	206	1,541,498	4,497,563	97,162,300	103,201,361	1,363,000	379,297	101,459,064

<i>School</i>	<i>Tax District</i>	<i>Personal</i>	<i>Public Service</i>	<i>Real Estate</i>	<i>Total Valuation</i>	<i>Homestead</i>	<i>DAV Exemption</i>	<i>Net Valuation</i>
Edmond / Francis Tuttle Tech Ctr #21	606	16,658	141,371	11,061,631	11,219,660	206,000	67,699	10,945,961
School Total		4,242,395	7,617,240	154,177,729	166,037,364	2,394,000	596,976	163,046,388
Harrah #7								
/ Eastern Ok Co Tech Ctr #23	107	2,229,392	20,212,878	13,630,728	36,072,998	719,282	293,055	35,060,661
/ Eastern Ok Co Tech Ctr #23	107FD1	79,715	78,531	4,193,395	4,351,641	255,936	33,151	4,062,554
Oklahoma Cit / Eastern Ok Co Tech Ctr #23	207	34,575	329,061	2,726,129	3,089,765	138,000	75,901	2,875,864
Harrah / Eastern Ok Co Tech Ctr #23	507	830,620	1,153,122	16,970,833	18,954,575	784,754	144,586	18,025,235
School Total		3,174,302	21,773,592	37,521,085	62,468,979	1,897,972	546,693	60,024,314
Jones #9								
/ Eastern Ok Co Tech Ctr #23	109	2,564,971	635,606	3,656,307	6,856,884	138,000	17,139	6,701,745
/ Eastern Ok Co Tech Ctr #23	109FD1	16,066	64,993	998,687	1,079,746	61,000	20,014	998,732
Oklahoma Cit / Eastern Ok Co Tech Ctr #23	209	183,421	887,522	8,861,005	9,931,948	419,118	64,626	9,448,204
Choctaw / Eastern Ok Co Tech Ctr #23	309	16,779	104,284	1,318,031	1,439,094	105,000	37,389	1,296,705
Jones / Eastern Ok Co Tech Ctr #23	509	419,166	652,881	8,730,946	9,802,993	531,254	137,829	9,133,910
Edmond / Eastern Ok Co Tech Ctr #23	609	1,104	15,946	1,067,550	1,084,600	18,000	8,642	1,057,958
School Total		3,201,507	2,361,232	24,632,526	30,195,265	1,272,372	285,639	28,637,254
Edmond #12								
/ Francis Tuttle Tech Ctr #21	012	1,301,335	1,089,537	6,434,489	8,825,361	162,000	39,764	8,623,597
/ Francis Tuttle Tech Ctr #21	012FD2	17,601	233,879	2,324,961	2,576,441	30,000	0	2,546,441
Oklahoma Cit / Francis Tuttle Tech Ctr #21	212	49,623,939	11,824,417	444,869,133	506,317,489	7,456,000	2,006,281	496,855,208
Edmond / Francis Tuttle Tech Ctr #21	512	45,902,638	12,296,722	639,197,574	697,396,934	14,855,000	1,979,723	680,562,211
School Total		96,845,513	25,444,555	1,092,826,157	1,215,116,225	22,503,000	4,025,768	1,188,587,457
Edmond #12 - I89								
/ Francis Tuttle Tech Ctr #21	112	254,129	1,123,877	6,329,854	7,707,860	125,264	19,178	7,563,418
Edmond / Francis Tuttle Tech Ctr #21	612	388,341	654,010	21,635,069	22,677,420	284,421	48,993	22,344,006
Oklahoma Cit / Francis Tuttle Tech Ctr #21	712	12,669	0	1,599,702	1,612,371	51,000	0	1,561,371
School Total		655,139	1,777,887	29,564,625	31,997,651	460,685	68,171	31,468,795
Oakdale #29								
/ No Spec Dist	029	7,788	0	219,140	226,928	4,000	0	222,928
Oklahoma Cit / No Spec Dist	229	10,725,578	1,233,559	46,797,547	58,756,684	482,000	19,361	58,255,323
School Total		10,733,366	1,233,559	47,016,687	58,983,612	486,000	19,361	58,478,251
Millwood #37								
/ Francis Tuttle Tech Ctr #21	037	229,527	39,071	308,979	577,577	2,000	0	575,577
Oklahoma Cit / Francis Tuttle Tech Ctr #21	237	11,102,420	1,438,974	18,757,155	31,298,549	864,776	192,841	30,240,932
Lake Aluma / Francis Tuttle Tech Ctr #21	637	100	637	2,124,249	2,124,986	24,000	0	2,100,986
Forest Park / Francis Tuttle Tech Ctr #21	837	5,982	28,037	682,564	716,583	27,000	0	689,583
School Total		11,338,029	1,506,719	21,872,947	34,717,695	917,776	192,841	33,607,078

<i>School</i>	<i>Tax District</i>	<i>Personal</i>	<i>Public Service</i>	<i>Real Estate</i>	<i>Total Valuation</i>	<i>Homestead</i>	<i>DAV Exemption</i>	<i>Net Valuation</i>	
Western Heights #4									
	/ Francis Tuttle Tech Ctr #21	041	0	0	2,006	2,006	0	0	2,006
	/ Okc Community College	141	6,204	0	262,033	268,237	5,000	0	263,237
Oklahoma Cit	/ Okc Community College	341	81,310,624	17,496,491	72,931,988	171,739,103	1,428,771	110,228	170,200,104
Oklahoma Cit	/ Francis Tuttle Tech Ctr #21	541	20,418,949	2,939,100	31,956,876	55,314,925	703,000	63,076	54,548,849
School Total			101,735,777	20,435,591	105,152,903	227,324,271	2,136,771	173,304	225,014,196
Mid-Del #52									
	/ Rose State College	052	976,642	390,238	1,898,874	3,265,754	48,000	0	3,217,754
Oklahoma Cit	/ Rose State College	252	37,818,651	10,391,670	107,742,645	155,952,966	3,136,461	1,610,686	151,205,819
Midwest City	/ Rose State College	552	24,270,192	7,027,153	154,174,279	185,471,624	6,945,411	2,167,965	176,358,248
Midwest City	/ Rose State College	552TF1D	9,302,040	0	1,014,757	10,316,797	0	0	10,316,797
Del City	/ Rose State College	652	8,072,692	3,733,316	73,435,731	85,241,739	4,592,475	943,251	79,706,013
Smith Village	/ Rose State College	653	2,081	130,723	219,199	352,003	18,000	16,605	317,398
Forest Park	/ Rose State College	852	158,201	229,661	7,418,947	7,806,809	330,000	151,010	7,325,799
School Total			80,600,499	21,902,761	345,904,432	448,407,692	15,070,347	4,889,517	428,447,828
Crooked Oak #53									
	/ Metro Tech Ctr #22	053	0	0	0	0	0	0	0
Oklahoma Cit	/ Metro Tech Ctr #22	253	12,581,010	2,251,788	11,116,655	25,949,453	111,018	579	25,837,856
Oklahoma Cit	/ Okc Community College	353	4,191,655	4,186,316	4,043,706	12,421,677	219,064	5,273	12,197,340
School Total			16,772,665	6,438,104	15,160,361	38,371,130	330,082	5,852	38,035,196
Crutchco #74									
	/ No Spec Dist	074	283,056	379,617	854,221	1,516,894	64,720	20,257	1,431,917
Oklahoma Cit	/ No Spec Dist	274	208,170	248,131	145,244	601,545	0	0	601,545
Midwest City	/ Rose State College	674	705,557	1,728,524	4,597,617	7,031,698	137,926	24,406	6,869,366
Del City	/ Rose State College	774	1,177,400	176,888	163,405	1,517,693	0	0	1,517,693
School Total			2,374,183	2,533,160	5,760,487	10,667,830	202,646	44,663	10,420,521
Bethany #88									
Bethany	/ Canadian Valley Tech Ctr. #6	588	848,789	877,335	11,019,700	12,745,824	483,000	35,504	12,227,320
School Total			848,789	877,335	11,019,700	12,745,824	483,000	35,504	12,227,320
Oklahoma City #89									
	/ Metro Tech Ctr #22	089	339,305	1,185,253	1,814,516	3,339,074	81,162	3,350	3,254,562
	/ Okc Community College	189	1,375,878	165,180	1,574,537	3,115,595	0	0	3,115,595
Oklahoma Cit	/ Metro Tech Ctr #22	200	152,095,978	124,185,743	760,645,354	1,036,927,075	25,670,294	3,073,272	1,008,183,509
Oklahoma Cit	/ Metro Tech Ctr #22	200TF1D	17,228,045	0	11,889,973	29,118,018	1,000	0	29,117,018
Oklahoma Cit	/ Metro Tech Ctr #22	200TF2D	4,496,448	0	21,911,697	26,408,145	0	0	26,408,145
Oklahoma Cit	/ Metro Tech Ctr #22	200TF2I	34,166,513	0	67,455,712	101,622,225	63,000	0	101,559,225
Oklahoma Cit	/ Metro Tech Ctr #22	200TF4D	0	0	20,879	20,879	687	0	20,192

<i>School</i>	<i>Tax District</i>	<i>Personal</i>	<i>Public Service</i>	<i>Real Estate</i>	<i>Total Valuation</i>	<i>Homestead</i>	<i>DAV Exemption</i>	<i>Net Valuation</i>
Oklahoma Cit / Metro Tech Ctr #22	200TF7D	34,911	0	507,791	542,702	48,572	688	493,442
Oklahoma Cit / Okc Community College	300	83,493,654	80,735,973	284,722,882	448,952,509	13,951,885	1,111,855	433,888,769
Oklahoma Cit / Okc Community College	300TF4D	5,922,929	0	734,100	6,657,029	4,000	0	6,653,029
Oklahoma Cit / Okc Community College	300TF6D	69	0	171,762	171,831	2,000	0	169,831
Choctaw / Metro Tech Ctr #22	489	6,698	88,952	122,051	217,701	15,000	0	202,701
Nichols Hills / Metro Tech Ctr #22	500	1,502,443	1,026,979	95,001,606	97,531,028	1,126,000	234,466	96,170,562
Midwest City / Rose State College	589	2,319,696	2,056,920	28,095,083	32,471,699	1,625,856	385,265	30,460,578
The Village / Metro Tech Ctr #22	627	4,755,531	1,201,460	53,590,653	59,547,644	2,405,000	226,867	56,915,777
The Village / Metro Tech Ctr #22	627TF1D	93,726	0	1,215,115	1,308,841	0	0	1,308,841
Valley Brook / Okc Community College	700	138,400	83,149	1,249,598	1,471,147	114,404	8,201	1,348,542
Nicoma Park / Metro Tech Ctr #22	889	120,869	323,330	682,515	1,126,714	66,159	5,399	1,055,156
Del City / Rose State College	901	983,159	286,786	4,545,375	5,815,320	249,000	55,824	5,510,496
Spencer / Metro Tech Ctr #22	989	779,085	790,575	11,711,793	13,281,453	932,671	243,515	12,105,267
School Total		309,853,337	212,130,300	1,347,662,992	1,869,646,629	46,356,690	5,348,702	1,817,941,237
McLoud J.D. #1								
/ Gordon Cooper Tech Ctr. #5	401	36,638	157,805	430,439	624,882	35,020	0	589,862
Oklahoma Cit / Gordon Cooper Tech Ctr. #5	411	86,209	873,171	4,781,248	5,740,628	262,493	51,170	5,426,965
School Total		122,847	1,030,976	5,211,687	6,365,510	297,513	51,170	6,016,827
Moore J.D. #2								
Oklahoma Cit / Okc Community College	302	5,854,138	2,600,371	39,380,004	47,834,513	1,511,000	288,760	46,034,753
Oklahoma Cit / Moore Norman Tech Ctr #17	312	1,791,413	931,912	20,249,585	22,972,910	694,000	368,272	21,910,638
/ Okc Community College	402	0	0	10,160	10,160	0	0	10,160
/ Moore Norman Tech Ctr #17	412	0	878	4,512	5,390	0	0	5,390
School Total		7,645,551	3,533,161	59,644,261	70,822,973	2,205,000	657,032	67,960,941
Piedmont J.D. #22								
Oklahoma Cit / Canadian Valley Tech Ctr. #6	222	193,358	989,925	20,463,681	21,646,964	596,000	195,049	20,855,915
/ Canadian Valley Tech Ctr. #6	322	0	638	96,077	96,715	1,000	0	95,715
/ Canadian Valley Tech Ctr. #6	322FD2	2,568	199,903	2,151,252	2,353,723	57,000	0	2,296,723
School Total		195,926	1,190,466	22,711,010	24,097,402	654,000	195,049	23,248,353
Mustang J.D. #69								
Oklahoma Cit / Canadian Valley Tech Ctr. #6	269	83,250	402,344	6,830,717	7,316,311	303,000	0	7,013,311
/ Canadian Valley Tech Ctr. #6	369	0	761	10,730	11,491	0	0	11,491
School Total		83,250	403,105	6,841,447	7,327,802	303,000	0	7,024,802
Grand Total		825,796,573	378,859,225	4,231,912,893	5,436,568,691	128,851,557	23,342,283	5,284,374,851



320 Robert S. Kerr, #313
Oklahoma City, Oklahoma 73102

2008 RealWare Certification By Vo Tech

<i>Vo Tech</i>	<i>Tax District</i>	<i>Personal</i>	<i>Public Service</i>	<i>Real Estate</i>	<i>Total Valuation</i>	<i>Homestead</i>	<i>DAV Exemption</i>	<i>Net Valuation</i>
Gordon Cooper Tech Ctr. #5								
/ Gordon Cooper Tech Ctr. #5	401	36,638	157,805	430,439	624,882	35,020	0	589,862
Oklahoma City / Gordon Cooper Tech Ctr. #5	411	86,209	873,171	4,781,248	5,740,628	262,493	51,170	5,426,965
Vo Tech Total		122,847	1,030,976	5,211,687	6,365,510	297,513	51,170	6,016,827
Canadian Valley Tech Ctr. #6								
Oklahoma City / Canadian Valley Tech Ctr. #6	222	193,358	989,925	20,463,681	21,646,964	596,000	195,049	20,855,915
Oklahoma City / Canadian Valley Tech Ctr. #6	269	83,250	402,344	6,830,717	7,316,311	303,000	0	7,013,311
/ Canadian Valley Tech Ctr. #6	322	0	638	96,077	96,715	1,000	0	95,715
/ Canadian Valley Tech Ctr. #6	322FD2	2,568	199,903	2,151,252	2,353,723	57,000	0	2,296,723
/ Canadian Valley Tech Ctr. #6	369	0	761	10,730	11,491	0	0	11,491
Bethany / Canadian Valley Tech Ctr. #6	588	848,789	877,335	11,019,700	12,745,824	483,000	35,504	12,227,320
Vo Tech Total		1,127,965	2,470,906	40,572,157	44,171,028	1,440,000	230,553	42,500,475
Moore Norman Tech Ctr #17								
Oklahoma City / Moore Norman Tech Ctr #17	312	1,791,413	931,912	20,249,585	22,972,910	694,000	368,272	21,910,638
/ Moore Norman Tech Ctr #17	412	0	878	4,512	5,390	0	0	5,390
Vo Tech Total		1,791,413	932,790	20,254,097	22,978,300	694,000	368,272	21,916,028
Francis Tuttle Tech Ctr #21								
/ Francis Tuttle Tech Ctr #21	012	1,301,335	1,089,537	6,434,489	8,825,361	162,000	39,764	8,623,597
/ Francis Tuttle Tech Ctr #21	012FD2	17,601	233,879	2,324,961	2,576,441	30,000	0	2,546,441
/ Francis Tuttle Tech Ctr #21	037	229,527	39,071	308,979	577,577	2,000	0	575,577
/ Francis Tuttle Tech Ctr #21	041	0	0	2,006	2,006	0	0	2,006
/ Francis Tuttle Tech Ctr #21	101	774,240	313,295	2,307,267	3,394,802	5,000	0	3,389,802
/ Francis Tuttle Tech Ctr #21	106	698,019	594,511	16,338,212	17,630,742	316,000	42,790	17,271,952
/ Francis Tuttle Tech Ctr #21	106FD2	1,986,220	2,383,795	29,615,586	33,985,601	509,000	107,190	33,369,411
/ Francis Tuttle Tech Ctr #21	112	254,129	1,123,877	6,329,854	7,707,860	125,264	19,178	7,563,418
Oklahoma City / Francis Tuttle Tech Ctr #21	206	1,541,498	4,497,563	97,162,300	103,201,361	1,363,000	379,297	101,459,064
Oklahoma City / Francis Tuttle Tech Ctr #21	212	49,623,939	11,824,417	444,869,133	506,317,489	7,456,000	2,006,281	496,855,208
Oklahoma City / Francis Tuttle Tech Ctr #21	237	11,102,420	1,438,974	18,757,155	31,298,549	864,776	192,841	30,240,932
Oklahoma City / Francis Tuttle Tech Ctr #21	501	109,896,095	26,303,312	610,456,203	746,655,610	17,752,796	2,783,800	726,119,014
Oklahoma City / Francis Tuttle Tech Ctr #21	501TF4D	346,151	0	1,517,248	1,863,399	5,000	0	1,858,399
Edmond / Francis Tuttle Tech Ctr #21	512	45,902,638	12,296,722	639,197,574	697,396,934	14,855,000	1,979,723	680,562,211
Oklahoma City / Francis Tuttle Tech Ctr #21	541	20,418,949	2,939,100	31,956,876	55,314,925	703,000	63,076	54,548,849
Bethany / Francis Tuttle Tech Ctr #21	581	3,516,382	3,265,694	66,506,712	73,288,788	3,508,825	382,458	69,397,505

<i>Vo Tech</i>	<i>Tax District</i>	<i>Personal</i>	<i>Public Service</i>	<i>Real Estate</i>	<i>Total Valuation</i>	<i>Homestead</i>	<i>DAV Exemption</i>	<i>Net Valuation</i>
Warr Acres / Francis Tuttle Tech Ctr #21	601	9,350,488	1,654,865	47,553,693	58,559,046	2,090,902	234,488	56,233,656
Edmond / Francis Tuttle Tech Ctr #21	606	16,658	141,371	11,061,631	11,219,660	206,000	67,699	10,945,961
Edmond / Francis Tuttle Tech Ctr #21	612	388,341	654,010	21,635,069	22,677,420	284,421	48,993	22,344,006
Lake Aluma / Francis Tuttle Tech Ctr #21	637	100	637	2,124,249	2,124,986	24,000	0	2,100,986
Woodlawn Par / Francis Tuttle Tech Ctr #21	701	772,026	88,070	1,248,854	2,108,950	56,000	11,568	2,041,382
Oklahoma City / Francis Tuttle Tech Ctr #21	712	12,669	0	1,599,702	1,612,371	51,000	0	1,561,371
Forest Park / Francis Tuttle Tech Ctr #21	837	5,982	28,037	682,564	716,583	27,000	0	689,583
Vo Tech Total		258,155,407	70,910,737	2,059,990,317	2,389,056,461	50,396,984	8,359,146	2,330,300,331

Metro Tech Ctr #22

/ Metro Tech Ctr #22	053	0	0	0	0	0	0	0
/ Metro Tech Ctr #22	089	339,305	1,185,253	1,814,516	3,339,074	81,162	3,350	3,254,562
Oklahoma City / Metro Tech Ctr #22	200	152,095,978	124,185,743	760,645,354	1,036,927,075	25,670,294	3,073,272	1,008,183,509
Oklahoma City / Metro Tech Ctr #22	200TF1D	17,228,045	0	11,889,973	29,118,018	1,000	0	29,117,018
Oklahoma City / Metro Tech Ctr #22	200TF2D	4,496,448	0	21,911,697	26,408,145	0	0	26,408,145
Oklahoma City / Metro Tech Ctr #22	200TF2I	34,166,513	0	67,455,712	101,622,225	63,000	0	101,559,225
Oklahoma City / Metro Tech Ctr #22	200TF4D	0	0	20,879	20,879	687	0	20,192
Oklahoma City / Metro Tech Ctr #22	200TF7D	34,911	0	507,791	542,702	48,572	688	493,442
Oklahoma City / Metro Tech Ctr #22	253	12,581,010	2,251,788	11,116,655	25,949,453	111,018	579	25,837,856
Choctaw / Metro Tech Ctr #22	489	6,698	88,952	122,051	217,701	15,000	0	202,701
Nichols Hills / Metro Tech Ctr #22	500	1,502,443	1,026,979	95,001,606	97,531,028	1,126,000	234,466	96,170,562
The Village / Metro Tech Ctr #22	627	4,755,531	1,201,460	53,590,653	59,547,644	2,405,000	226,867	56,915,777
The Village / Metro Tech Ctr #22	627TF1D	93,726	0	1,215,115	1,308,841	0	0	1,308,841
Nicoma Park / Metro Tech Ctr #22	889	120,869	323,330	682,515	1,126,714	66,159	5,399	1,055,156
Spencer / Metro Tech Ctr #22	989	779,085	790,575	11,711,793	13,281,453	932,671	243,515	12,105,267
Vo Tech Total		228,200,562	131,054,080	1,037,686,310	1,396,940,952	30,520,563	3,788,136	1,362,632,253

Eastern Ok Co Tech Ctr #23

/ Eastern Ok Co Tech Ctr #23	003	57,323	966,283	5,691,448	6,715,054	128,000	38,513	6,548,541
/ Eastern Ok Co Tech Ctr #23	103	44,474,143	2,089,281	6,143,642	52,707,066	269,541	51,868	52,385,657
/ Eastern Ok Co Tech Ctr #23	103FD1	72,276	85,660	1,767,778	1,925,714	131,537	15,780	1,778,397
/ Eastern Ok Co Tech Ctr #23	104	818,078	1,716,730	15,377,900	17,912,708	748,524	320,519	16,843,665
/ Eastern Ok Co Tech Ctr #23	107	2,229,392	20,212,878	13,630,728	36,072,998	719,282	293,055	35,060,661
/ Eastern Ok Co Tech Ctr #23	107FD1	79,715	78,531	4,193,395	4,351,641	255,936	33,151	4,062,554
/ Eastern Ok Co Tech Ctr #23	109	2,564,971	635,606	3,656,307	6,856,884	138,000	17,139	6,701,745
/ Eastern Ok Co Tech Ctr #23	109FD1	16,066	64,993	998,687	1,079,746	61,000	20,014	998,732
Oklahoma City / Eastern Ok Co Tech Ctr #23	203	82,003	388,976	2,884,578	3,355,557	151,723	73,059	3,130,775
Oklahoma City / Eastern Ok Co Tech Ctr #23	204	648,121	1,101,295	16,845,150	18,594,566	679,510	290,503	17,624,553

<i>Vo Tech</i>	<i>Tax District</i>	<i>Personal</i>	<i>Public Service</i>	<i>Real Estate</i>	<i>Total Valuation</i>	<i>Homestead</i>	<i>DAV Exemption</i>	<i>Net Valuation</i>
Oklahoma City / Eastern Ok Co Tech Ctr #23	207	34,575	329,061	2,726,129	3,089,765	138,000	75,901	2,875,864
Oklahoma City / Eastern Ok Co Tech Ctr #23	209	183,421	887,522	8,861,005	9,931,948	419,118	64,626	9,448,204
Choctaw / Eastern Ok Co Tech Ctr #23	309	16,779	104,284	1,318,031	1,439,094	105,000	37,389	1,296,705
Edmond / Eastern Ok Co Tech Ctr #23	403	17,316	1,526,888	343,274	1,887,478	10,000	0	1,877,478
Luther / Eastern Ok Co Tech Ctr #23	503	939,941	546,854	3,465,768	4,952,563	225,196	34,307	4,693,060
Choctaw / Eastern Ok Co Tech Ctr #23	504	2,334,078	4,035,984	57,134,669	63,504,731	2,521,362	767,010	60,216,359
Harrah / Eastern Ok Co Tech Ctr #23	507	830,620	1,153,122	16,970,833	18,954,575	784,754	144,586	18,025,235
Jones / Eastern Ok Co Tech Ctr #23	509	419,166	652,881	8,730,946	9,802,993	531,254	137,829	9,133,910
Edmond / Eastern Ok Co Tech Ctr #23	603	0	515	169,484	169,999	4,000	0	165,999
Edmond / Eastern Ok Co Tech Ctr #23	609	1,104	15,946	1,067,550	1,084,600	18,000	8,642	1,057,958
Luther / Eastern Ok Co Tech Ctr #23	703	3,469	85,496	221,728	310,693	4,000	0	306,693
Harrah / Eastern Ok Co Tech Ctr #23	704	52,451	313,774	5,649,208	6,015,433	307,121	184,252	5,524,060
Nicoma Park / Eastern Ok Co Tech Ctr #23	904	753,607	898,239	7,478,424	9,130,270	460,115	82,666	8,587,489
Vo Tech Total		56,628,615	37,890,799	185,326,662	279,846,076	8,810,973	2,690,809	268,344,294
Rose State College								
/ Rose State College	052	976,642	390,238	1,898,874	3,265,754	48,000	0	3,217,754
Oklahoma City / Rose State College	252	37,818,651	10,391,670	107,742,645	155,952,966	3,136,461	1,610,686	151,205,819
Midwest City / Rose State College	552	24,270,192	7,027,153	154,174,279	185,471,624	6,945,411	2,167,965	176,358,248
Midwest City / Rose State College	552TF1D	9,302,040	0	1,014,757	10,316,797	0	0	10,316,797
Midwest City / Rose State College	589	2,319,696	2,056,920	28,095,083	32,471,699	1,625,856	385,265	30,460,578
Midwest City / Rose State College	604	465,310	1,288,271	46,468,829	48,222,410	1,821,551	935,250	45,465,609
Del City / Rose State College	652	8,072,692	3,733,316	73,435,731	85,241,739	4,592,475	943,251	79,706,013
Smith Village / Rose State College	653	2,081	130,723	219,199	352,003	18,000	16,605	317,398
Midwest City / Rose State College	674	705,557	1,728,524	4,597,617	7,031,698	137,926	24,406	6,869,366
Del City / Rose State College	774	1,177,400	176,888	163,405	1,517,693	0	0	1,517,693
Forest Park / Rose State College	852	158,201	229,661	7,418,947	7,806,809	330,000	151,010	7,325,799
Del City / Rose State College	901	983,159	286,786	4,545,375	5,815,320	249,000	55,824	5,510,496
Vo Tech Total		86,251,621	27,440,150	429,774,741	543,466,512	18,904,680	6,290,262	518,271,570
Okc Community College								
/ Okc Community College	141	6,204	0	262,033	268,237	5,000	0	263,237
/ Okc Community College	189	1,375,878	165,180	1,574,537	3,115,595	0	0	3,115,595
Oklahoma City / Okc Community College	300	83,493,654	80,735,973	284,722,882	448,952,509	13,951,885	1,111,855	433,888,769
Oklahoma City / Okc Community College	300TF4D	5,922,929	0	734,100	6,657,029	4,000	0	6,653,029
Oklahoma City / Okc Community College	300TF6D	69	0	171,762	171,831	2,000	0	169,831
Oklahoma City / Okc Community College	302	5,854,138	2,600,371	39,380,004	47,834,513	1,511,000	288,760	46,034,753
Oklahoma City / Okc Community College	341	81,310,624	17,496,491	72,931,988	171,739,103	1,428,771	110,228	170,200,104

<i>Vo Tech</i>	<i>Tax District</i>	<i>Personal</i>	<i>Public Service</i>	<i>Real Estate</i>	<i>Total Valuation</i>	<i>Homestead</i>	<i>DAV Exemption</i>	<i>Net Valuation</i>
Oklahoma City / Okc Community College	353	4,191,655	4,186,316	4,043,706	12,421,677	219,064	5,273	12,197,340
/ Okc Community College	402	0	0	10,160	10,160	0	0	10,160
Valley Brook / Okc Community College	700	138,400	83,149	1,249,598	1,471,147	114,404	8,201	1,348,542
Vo Tech Total		182,293,551	105,267,480	405,080,770	692,641,801	17,236,124	1,524,317	673,881,360
No Spec Dist								
/ No Spec Dist	029	7,788	0	219,140	226,928	4,000	0	222,928
/ No Spec Dist	074	283,056	379,617	854,221	1,516,894	64,720	20,257	1,431,917
Oklahoma City / No Spec Dist	229	10,725,578	1,233,559	46,797,547	58,756,684	482,000	19,361	58,255,323
Oklahoma City / No Spec Dist	274	208,170	248,131	145,244	601,545	0	0	601,545
Vo Tech Total		11,224,592	1,861,307	48,016,152	61,102,051	550,720	39,618	60,511,713
<i>Grand Total</i>		825,796,573	378,859,225	4,231,912,893	5,436,568,691	128,851,557	23,342,283	5,284,374,851



Leonard Sullivan
Oklahoma County Assessor

320 Robert S. Kerr, #313
Oklahoma City, Oklahoma 73102

Monday, August 18, 2008

2008 RealWare Certification By City

City	Tax District	Personal	Public Service	Real Estate	Total Valuation	Homestead	DAV Exemption	Net Valuation
Luther #3 - 189	/ Eastern Ok Co Tech Ctr #23 003	57,323	966,283	5,691,448	6,715,054	128,000	38,513	6,548,541
Edmond #12	/ Francis Tuttle Tech Ctr #21 012	1,301,335	1,089,537	6,434,489	8,825,361	162,000	39,764	8,623,597
Edmond #12	/ Francis Tuttle Tech Ctr #21 012FD2	17,601	233,879	2,324,961	2,576,441	30,000	0	2,546,441
Oakdale #29	/ No Spec Dist 029	7,788	0	219,140	226,928	4,000	0	222,928
Millwood #37	/ Francis Tuttle Tech Ctr #21 037	229,527	39,071	308,979	577,577	2,000	0	575,577
Western Heights	/ Francis Tuttle Tech Ctr #21 041	0	0	2,006	2,006	0	0	2,006
Mid-Del #52	/ Rose State College 052	976,642	390,238	1,898,874	3,265,754	48,000	0	3,217,754
Crooked Oak #5	/ Metro Tech Ctr #22 053	0	0	0	0	0	0	0
Crutcho #74	/ No Spec Dist 074	283,056	379,617	854,221	1,516,894	64,720	20,257	1,431,917
Oklahoma City #	/ Metro Tech Ctr #22 089	339,305	1,185,253	1,814,516	3,339,074	81,162	3,350	3,254,562
Putnam City #1	/ Francis Tuttle Tech Ctr #21 101	774,240	313,295	2,307,267	3,394,802	5,000	0	3,389,802
Luther #3	/ Eastern Ok Co Tech Ctr #23 103	44,474,143	2,089,281	6,143,642	52,707,066	269,541	51,868	52,385,657
Luther #3	/ Eastern Ok Co Tech Ctr #23 103FD1	72,276	85,660	1,767,778	1,925,714	131,537	15,780	1,778,397
Choctaw #4	/ Eastern Ok Co Tech Ctr #23 104	818,078	1,716,730	15,377,900	17,912,708	748,524	320,519	16,843,665
Deer Creek #6	/ Francis Tuttle Tech Ctr #21 106	698,019	594,511	16,338,212	17,630,742	316,000	42,790	17,271,952
Deer Creek #6	/ Francis Tuttle Tech Ctr #21 106FD2	1,986,220	2,383,795	29,615,586	33,985,601	509,000	107,190	33,369,411
Harrah #7	/ Eastern Ok Co Tech Ctr #23 107	2,229,392	20,212,878	13,630,728	36,072,998	719,282	293,055	35,060,661
Harrah #7	/ Eastern Ok Co Tech Ctr #23 107FD1	79,715	78,531	4,193,395	4,351,641	255,936	33,151	4,062,554
Jones #9	/ Eastern Ok Co Tech Ctr #23 109	2,564,971	635,606	3,656,307	6,856,884	138,000	17,139	6,701,745
Jones #9	/ Eastern Ok Co Tech Ctr #23 109FD1	16,066	64,993	998,687	1,079,746	61,000	20,014	998,732
Edmond #12 - 18	/ Francis Tuttle Tech Ctr #21 112	254,129	1,123,877	6,329,854	7,707,860	125,264	19,178	7,563,418
Western Heights	/ Okc Community College 141	6,204	0	262,033	268,237	5,000	0	263,237
Oklahoma City #	/ Okc Community College 189	1,375,878	165,180	1,574,537	3,115,595	0	0	3,115,595
Piedmont J.D. #	/ Canadian Valley Tech Ctr. #6 322	0	638	96,077	96,715	1,000	0	95,715
Piedmont J.D. #	/ Canadian Valley Tech Ctr. #6 322FD2	2,568	199,903	2,151,252	2,353,723	57,000	0	2,296,723
Mustang J.D. #6	/ Canadian Valley Tech Ctr. #6 369	0	761	10,730	11,491	0	0	11,491
McLoud J.D. #1	/ Gordon Cooper Tech Ctr. #5 401	36,638	157,805	430,439	624,882	35,020	0	589,862
Moore J.D. #2	/ Okc Community College 402	0	0	10,160	10,160	0	0	10,160
Moore J.D. #2	/ Moore Norman Tech Ctr #17 412	0	878	4,512	5,390	0	0	5,390
City Total		58,601,114	34,108,200	124,447,730	217,157,044	3,896,986	1,022,568	212,237,490

Bethany

<i>City</i>	<i>Tax District</i>	<i>Personal</i>	<i>Public Service</i>	<i>Real Estate</i>	<i>Total Valuation</i>	<i>Homestead</i>	<i>DAV Exemption</i>	<i>Net Valuation</i>
Putnam City #1 / Francis Tuttle Tech Ctr #21	581	3,516,382	3,265,694	66,506,712	73,288,788	3,508,825	382,458	69,397,505
Bethany #88 / Canadian Valley Tech Ctr. #6	588	848,789	877,335	11,019,700	12,745,824	483,000	35,504	12,227,320
City Total		4,365,171	4,143,029	77,526,412	86,034,612	3,991,825	417,962	81,624,825
Choctaw								
Jones #9 / Eastern Ok Co Tech Ctr #23	309	16,779	104,284	1,318,031	1,439,094	105,000	37,389	1,296,705
Oklahoma City # / Metro Tech Ctr #22	489	6,698	88,952	122,051	217,701	15,000	0	202,701
Choctaw #4 / Eastern Ok Co Tech Ctr #23	504	2,334,078	4,035,984	57,134,669	63,504,731	2,521,362	767,010	60,216,359
City Total		2,357,555	4,229,220	58,574,751	65,161,526	2,641,362	804,399	61,715,765
Del City								
Mid-Del #52 / Rose State College	652	8,072,692	3,733,316	73,435,731	85,241,739	4,592,475	943,251	79,706,013
Crutcho #74 / Rose State College	774	1,177,400	176,888	163,405	1,517,693	0	0	1,517,693
Oklahoma City # / Rose State College	901	983,159	286,786	4,545,375	5,815,320	249,000	55,824	5,510,496
City Total		10,233,251	4,196,990	78,144,511	92,574,752	4,841,475	999,075	86,734,202
Edmond								
Luther #3 - 189 / Eastern Ok Co Tech Ctr #23	403	17,316	1,526,888	343,274	1,887,478	10,000	0	1,877,478
Edmond #12 / Francis Tuttle Tech Ctr #21	512	45,902,638	12,296,722	639,197,574	697,396,934	14,855,000	1,979,723	680,562,211
Luther #3 / Eastern Ok Co Tech Ctr #23	603	0	515	169,484	169,999	4,000	0	165,999
Deer Creek #6 / Francis Tuttle Tech Ctr #21	606	16,658	141,371	11,061,631	11,219,660	206,000	67,699	10,945,961
Jones #9 / Eastern Ok Co Tech Ctr #23	609	1,104	15,946	1,067,550	1,084,600	18,000	8,642	1,057,958
Edmond #12 - 18 / Francis Tuttle Tech Ctr #21	612	388,341	654,010	21,635,069	22,677,420	284,421	48,993	22,344,006
City Total		46,326,057	14,635,452	673,474,582	734,436,091	15,377,421	2,105,057	716,953,613
Forest Park								
Millwood #37 / Francis Tuttle Tech Ctr #21	837	5,982	28,037	682,564	716,583	27,000	0	689,583
Mid-Del #52 / Rose State College	852	158,201	229,661	7,418,947	7,806,809	330,000	151,010	7,325,799
City Total		164,183	257,698	8,101,511	8,523,392	357,000	151,010	8,015,382
Harrah								
Harrah #7 / Eastern Ok Co Tech Ctr #23	507	830,620	1,153,122	16,970,833	18,954,575	784,754	144,586	18,025,235
Choctaw #4 / Eastern Ok Co Tech Ctr #23	704	52,451	313,774	5,649,208	6,015,433	307,121	184,252	5,524,060
City Total		883,071	1,466,896	22,620,041	24,970,008	1,091,875	328,838	23,549,295
Jones								
Jones #9 / Eastern Ok Co Tech Ctr #23	509	419,166	652,881	8,730,946	9,802,993	531,254	137,829	9,133,910
City Total		419,166	652,881	8,730,946	9,802,993	531,254	137,829	9,133,910
Lake Aluma								
Millwood #37 / Francis Tuttle Tech Ctr #21	637	100	637	2,124,249	2,124,986	24,000	0	2,100,986
City Total		100	637	2,124,249	2,124,986	24,000	0	2,100,986
Luther								
Luther #3 / Eastern Ok Co Tech Ctr #23	503	939,941	546,854	3,465,768	4,952,563	225,196	34,307	4,693,060

City	Tax District	Personal	Public Service	Real Estate	Total Valuation	Homestead	DAV Exemption	Net Valuation
Luther #3 - I89 / Eastern Ok Co Tech Ctr #23	703	3,469	85,496	221,728	310,693	4,000	0	306,693
City Total		943,410	632,350	3,687,496	5,263,256	229,196	34,307	4,999,753
Midwest City								
Mid-Del #52 / Rose State College	552	24,270,192	7,027,153	154,174,279	185,471,624	6,945,411	2,167,965	176,358,248
Mid-Del #52 / Rose State College	552TF1D	9,302,040	0	1,014,757	10,316,797	0	0	10,316,797
Oklahoma City # / Rose State College	589	2,319,696	2,056,920	28,095,083	32,471,699	1,625,856	385,265	30,460,578
Choctaw #4 / Rose State College	604	465,310	1,288,271	46,468,829	48,222,410	1,821,551	935,250	45,465,609
Crutcho #74 / Rose State College	674	705,557	1,728,524	4,597,617	7,031,698	137,926	24,406	6,869,366
City Total		37,062,795	12,100,868	234,350,565	283,514,228	10,530,744	3,512,886	269,470,598
Nichols Hills								
Oklahoma City # / Metro Tech Ctr #22	500	1,502,443	1,026,979	95,001,606	97,531,028	1,126,000	234,466	96,170,562
City Total		1,502,443	1,026,979	95,001,606	97,531,028	1,126,000	234,466	96,170,562
Nicoma Park								
Oklahoma City # / Metro Tech Ctr #22	889	120,869	323,330	682,515	1,126,714	66,159	5,399	1,055,156
Choctaw #4 / Eastern Ok Co Tech Ctr #23	904	753,607	898,239	7,478,424	9,130,270	460,115	82,666	8,587,489
City Total		874,476	1,221,569	8,160,939	10,256,984	526,274	88,065	9,642,645
Oklahoma City								
Oklahoma City # / Metro Tech Ctr #22	200	152,095,978	124,185,743	760,645,354	1,036,927,075	25,670,294	3,073,272	1,008,183,509
Oklahoma City # / Metro Tech Ctr #22	200TF1D	17,228,045	0	11,889,973	29,118,018	1,000	0	29,117,018
Oklahoma City # / Metro Tech Ctr #22	200TF2D	4,496,448	0	21,911,697	26,408,145	0	0	26,408,145
Oklahoma City # / Metro Tech Ctr #22	200TF2I	34,166,513	0	67,455,712	101,622,225	63,000	0	101,559,225
Oklahoma City # / Metro Tech Ctr #22	200TF4D	0	0	20,879	20,879	687	0	20,192
Oklahoma City # / Metro Tech Ctr #22	200TF7D	34,911	0	507,791	542,702	48,572	688	493,442
Luther #3 / Eastern Ok Co Tech Ctr #23	203	82,003	388,976	2,884,578	3,355,557	151,723	73,059	3,130,775
Choctaw #4 / Eastern Ok Co Tech Ctr #23	204	648,121	1,101,295	16,845,150	18,594,566	679,510	290,503	17,624,553
Deer Creek #6 / Francis Tuttle Tech Ctr #21	206	1,541,498	4,497,563	97,162,300	103,201,361	1,363,000	379,297	101,459,064
Harrah #7 / Eastern Ok Co Tech Ctr #23	207	34,575	329,061	2,726,129	3,089,765	138,000	75,901	2,875,864
Jones #9 / Eastern Ok Co Tech Ctr #23	209	183,421	887,522	8,861,005	9,931,948	419,118	64,626	9,448,204
Edmond #12 / Francis Tuttle Tech Ctr #21	212	49,623,939	11,824,417	444,869,133	506,317,489	7,456,000	2,006,281	496,855,208
Piedmont J.D. # / Canadian Valley Tech Ctr. #6	222	193,358	989,925	20,463,681	21,646,964	596,000	195,049	20,855,915
Oakdale #29 / No Spec Dist	229	10,725,578	1,233,559	46,797,547	58,756,684	482,000	19,361	58,255,323
Millwood #37 / Francis Tuttle Tech Ctr #21	237	11,102,420	1,438,974	18,757,155	31,298,549	864,776	192,841	30,240,932
Mid-Del #52 / Rose State College	252	37,818,651	10,391,670	107,742,645	155,952,966	3,136,461	1,610,686	151,205,819
Crooked Oak #5 / Metro Tech Ctr #22	253	12,581,010	2,251,788	11,116,655	25,949,453	111,018	579	25,837,856
Mustang J.D. #6 / Canadian Valley Tech Ctr. #6	269	83,250	402,344	6,830,717	7,316,311	303,000	0	7,013,311
Crutcho #74 / No Spec Dist	274	208,170	248,131	145,244	601,545	0	0	601,545

<i>City</i>	<i>Tax District</i>	<i>Personal</i>	<i>Public Service</i>	<i>Real Estate</i>	<i>Total Valuation</i>	<i>Homestead</i>	<i>DAV Exemption</i>	<i>Net Valuation</i>
Oklahoma City # / Okc Community College	300	83,493,654	80,735,973	284,722,882	448,952,509	13,951,885	1,111,855	433,888,769
Oklahoma City # / Okc Community College	300TF4D	5,922,929	0	734,100	6,657,029	4,000	0	6,653,029
Oklahoma City # / Okc Community College	300TF6D	69	0	171,762	171,831	2,000	0	169,831
Moore J.D. #2 / Okc Community College	302	5,854,138	2,600,371	39,380,004	47,834,513	1,511,000	288,760	46,034,753
Moore J.D. #2 / Moore Norman Tech Ctr #17	312	1,791,413	931,912	20,249,585	22,972,910	694,000	368,272	21,910,638
Western Heights / Okc Community College	341	81,310,624	17,496,491	72,931,988	171,739,103	1,428,771	110,228	170,200,104
Crooked Oak #5 / Okc Community College	353	4,191,655	4,186,316	4,043,706	12,421,677	219,064	5,273	12,197,340
McLoud J.D. #1 / Gordon Cooper Tech Ctr. #5	411	86,209	873,171	4,781,248	5,740,628	262,493	51,170	5,426,965
Putnam City #1 / Francis Tuttle Tech Ctr #21	501	109,896,095	26,303,312	610,456,203	746,655,610	17,752,796	2,783,800	726,119,014
Putnam City #1 / Francis Tuttle Tech Ctr #21	501TF4D	346,151	0	1,517,248	1,863,399	5,000	0	1,858,399
Western Heights / Francis Tuttle Tech Ctr #21	541	20,418,949	2,939,100	31,956,876	55,314,925	703,000	63,076	54,548,849
Edmond #12 - 18 / Francis Tuttle Tech Ctr #21	712	12,669	0	1,599,702	1,612,371	51,000	0	1,561,371
City Total		646,172,444	296,237,614	2,720,178,649	3,662,588,707	78,069,168	12,764,577	3,571,754,962
Smith Village								
Mid-Del #52 / Rose State College	653	2,081	130,723	219,199	352,003	18,000	16,605	317,398
City Total		2,081	130,723	219,199	352,003	18,000	16,605	317,398
Spencer								
Oklahoma City # / Metro Tech Ctr #22	989	779,085	790,575	11,711,793	13,281,453	932,671	243,515	12,105,267
City Total		779,085	790,575	11,711,793	13,281,453	932,671	243,515	12,105,267
The Village								
Oklahoma City # / Metro Tech Ctr #22	627	4,755,531	1,201,460	53,590,653	59,547,644	2,405,000	226,867	56,915,777
Oklahoma City # / Metro Tech Ctr #22	627TF1D	93,726	0	1,215,115	1,308,841	0	0	1,308,841
City Total		4,849,257	1,201,460	54,805,768	60,856,485	2,405,000	226,867	58,224,618
Valley Brook								
Oklahoma City # / Okc Community College	700	138,400	83,149	1,249,598	1,471,147	114,404	8,201	1,348,542
City Total		138,400	83,149	1,249,598	1,471,147	114,404	8,201	1,348,542
Warr Acres								
Putnam City #1 / Francis Tuttle Tech Ctr #21	601	9,350,488	1,654,865	47,553,693	58,559,046	2,090,902	234,488	56,233,656
City Total		9,350,488	1,654,865	47,553,693	58,559,046	2,090,902	234,488	56,233,656
Woodlawn Park								
Putnam City #1 / Francis Tuttle Tech Ctr #21	701	772,026	88,070	1,248,854	2,108,950	56,000	11,568	2,041,382
City Total		772,026	88,070	1,248,854	2,108,950	56,000	11,568	2,041,382

<i>City</i>	<i>Tax District</i>	<i>Personal</i>	<i>Public Service</i>	<i>Real Estate</i>	<i>Total Valuation</i>	<i>Homestead</i>	<i>DAV Exemption</i>	<i>Net Valuation</i>
<i>Grand Total Cities</i>		825,796,573	378,859,225	4,231,912,893	5,436,568,691	128,851,557	23,342,283	5,284,374,851

<i>Grand Total County</i>		825,796,573	378,859,225	4,231,912,893	5,436,568,691	128,851,557	23,342,283	5,284,374,851
---------------------------	--	-------------	-------------	---------------	---------------	-------------	------------	---------------



320 Robert S. Kerr, #313
Oklahoma City, Oklahoma 73102

2008 RealWare Homestead By School

School	TXD	Personal	Public Service	Real Estate	Total Valuation	Homestead	Count	Add'l Hmstd	Count	Total Homestead	DAV Count	DAV Market	Net Valuation
/ Eastern Ok Co Tech Ctr #23	003	57,323	966,283	5,691,448	6,715,054	123,000	123	5,000	5	128,000	3	705,587	6,548,541
/ Francis Tuttle Tech Ctr #21	012	1,301,335	1,089,537	6,434,489	8,825,361	160,000	160	2,000	2	162,000	2	424,803	8,623,597
/ Francis Tuttle Tech Ctr #21	012FD2	17,601	233,879	2,324,961	2,576,441	30,000	30	0	0	30,000	0	0	2,546,441
/ No Spec Dist	029	7,788	0	219,140	226,928	3,000	3	1,000	1	4,000	0	0	222,928
/ Francis Tuttle Tech Ctr #21	037	229,527	39,071	308,979	577,577	2,000	2	0	0	2,000	0	0	575,577
/ Francis Tuttle Tech Ctr #21	041	0	0	2,006	2,006	0	0	0	0	0	0	0	2,006
/ Rose State College	052	976,642	390,238	1,898,874	3,265,754	47,000	47	1,000	1	48,000	0	0	3,217,754
/ Metro Tech Ctr #22	053	0	0	0	0	0	0	0	0	0	0	0	0
/ No Spec Dist	074	283,056	379,617	854,221	1,516,894	56,000	56	8,720	9	64,720	2	221,864	1,431,917
/ Metro Tech Ctr #22	089	339,305	1,185,253	1,814,516	3,339,074	75,000	75	6,162	7	81,162	1	42,003	3,254,562
/ Francis Tuttle Tech Ctr #21	101	774,240	313,295	2,307,267	3,394,802	5,000	5	0	0	5,000	0	0	3,389,802
/ Eastern Ok Co Tech Ctr #23	103	44,474,143	2,089,281	6,143,642	52,707,066	257,541	259	12,000	12	269,541	4	607,249	52,385,657
/ Eastern Ok Co Tech Ctr #23	103FD1	72,276	85,660	1,767,778	1,925,714	125,629	126	5,908	6	131,537	1	180,438	1,778,397
/ Eastern Ok Co Tech Ctr #23	104	818,078	1,716,730	15,377,900	17,912,708	719,000	719	29,524	31	748,524	21	3,341,024	16,843,665
/ Francis Tuttle Tech Ctr #21	106	698,019	594,511	16,338,212	17,630,742	314,000	314	2,000	2	316,000	2	389,015	17,271,952
/ Francis Tuttle Tech Ctr #21	106FD2	1,986,220	2,383,795	29,615,586	33,985,601	505,000	505	4,000	4	509,000	3	992,788	33,369,411
/ Eastern Ok Co Tech Ctr #23	107	2,229,392	20,212,878	13,630,728	36,072,998	682,120	683	37,162	39	719,282	24	3,280,247	35,060,661
/ Eastern Ok Co Tech Ctr #23	107FD1	79,715	78,531	4,193,395	4,351,641	246,936	247	9,000	9	255,936	4	354,038	4,062,554
/ Eastern Ok Co Tech Ctr #23	109	2,564,971	635,606	3,656,307	6,856,884	132,000	132	6,000	6	138,000	1	159,931	6,701,745
/ Eastern Ok Co Tech Ctr #23	109FD1	16,066	64,993	998,687	1,079,746	58,000	58	3,000	3	61,000	2	255,325	998,732
/ Francis Tuttle Tech Ctr #21	112	254,129	1,123,877	6,329,854	7,707,860	112,583	113	12,681	15	125,264	2	261,065	7,563,418
/ Okc Community College	141	6,204	0	262,033	268,237	5,000	5	0	0	5,000	0	0	263,237
/ Okc Community College	189	1,375,878	165,180	1,574,537	3,115,595	0	0	0	0	0	0	0	3,115,595
Oklahoma City / Metro Tech Ctr #22	200	152,095,978	124,185,743	760,645,354	1,036,927,075	23,673,302	23,776	1,996,992	2,479	25,670,294	304	35,637,664	1,008,183,509
Oklahoma City / Metro Tech Ctr #22	200TF1D	17,228,045	0	11,889,973	29,118,018	1,000	1	0	0	1,000	0	0	29,117,018
Oklahoma City / Metro Tech Ctr #22	200TF2D	4,496,448	0	21,911,697	26,408,145	0	0	0	0	0	0	0	26,408,145
Oklahoma City / Metro Tech Ctr #22	200TF2I	34,166,513	0	67,455,712	101,622,225	58,000	58	5,000	5	63,000	0	0	101,559,225
Oklahoma City / Metro Tech Ctr #22	200TF4D	0	0	20,879	20,879	687	1	0	1	687	0	0	20,192
Oklahoma City / Metro Tech Ctr #22	200TF7D	34,911	0	507,791	542,702	46,462	48	2,110	10	48,572	1	15,692	493,442
Oklahoma City / Eastern Ok Co Tech Ctr #23	203	82,003	388,976	2,884,578	3,355,557	143,723	144	8,000	8	151,723	5	849,800	3,130,775
Oklahoma City / Eastern Ok Co Tech Ctr #23	204	648,121	1,101,295	16,845,150	18,594,566	657,000	657	22,510	23	679,510	15	2,840,900	17,624,553

<i>School</i>	<i>TXD</i>	<i>Personal</i>	<i>Public Service</i>	<i>Real Estate</i>	<i>Total Valuation</i>	<i>Homestead</i>	<i>Count</i>	<i>Add'l Hmstd</i>	<i>Count</i>	<i>Total Homestead</i>	<i>DAV Count</i>	<i>DAV Market</i>	<i>Net Valuation</i>
Oklahoma City / Francis Tuttle Tech Ctr #21	206	1,541,498	4,497,563	97,162,300	103,201,361	1,351,000	1,351	12,000	12	1,363,000	16	3,498,791	101,459,064
Oklahoma City / Eastern Ok Co Tech Ctr #23	207	34,575	329,061	2,726,129	3,089,765	135,000	135	3,000	3	138,000	6	754,799	2,875,864
Oklahoma City / Eastern Ok Co Tech Ctr #23	209	183,421	887,522	8,861,005	9,931,948	405,543	406	13,575	15	419,118	6	823,038	9,448,204
Oklahoma City / Francis Tuttle Tech Ctr #21	212	49,623,939	11,824,417	444,869,133	506,317,489	7,357,000	7,357	99,000	99	7,456,000	92	19,466,261	496,855,208
Oklahoma City / Canadian Valley Tech Ctr. #6	222	193,358	989,925	20,463,681	21,646,964	589,000	589	7,000	7	596,000	9	1,843,818	20,855,915
Oklahoma City / No Spec Dist	229	10,725,578	1,233,559	46,797,547	58,756,684	482,000	482	0	0	482,000	1	278,957	58,255,323
Oklahoma City / Francis Tuttle Tech Ctr #21	237	11,102,420	1,438,974	18,757,155	31,298,549	782,000	782	82,776	84	864,776	18	2,523,864	30,240,932
Oklahoma City / Rose State College	252	37,818,651	10,391,670	107,742,645	155,952,966	3,000,851	3,002	135,610	146	3,136,461	117	16,347,949	151,205,819
Oklahoma City / Metro Tech Ctr #22	253	12,581,010	2,251,788	11,116,655	25,949,453	101,646	106	9,372	25	111,018	1	22,532	25,837,856
Oklahoma City / Canadian Valley Tech Ctr. #6	269	83,250	402,344	6,830,717	7,316,311	296,000	296	7,000	7	303,000	0	0	7,013,311
Oklahoma City / No Spec Dist	274	208,170	248,131	145,244	601,545	0	0	0	0	0	0	0	601,545
Oklahoma City / Okc Community College	300	83,493,654	80,735,973	284,722,882	448,952,509	12,102,078	12,136	1,849,807	2,139	13,951,885	162	12,530,352	433,888,769
Oklahoma City / Okc Community College	300TF4D	5,922,929	0	734,100	6,657,029	3,000	3	1,000	1	4,000	0	0	6,653,029
Oklahoma City / Okc Community College	300TF6D	69	0	171,762	171,831	2,000	2	0	0	2,000	0	0	169,831
Oklahoma City / Okc Community College	302	5,854,138	2,600,371	39,380,004	47,834,513	1,405,000	1,405	106,000	106	1,511,000	29	2,955,188	46,034,753
Choctaw / Eastern Ok Co Tech Ctr #23	309	16,779	104,284	1,318,031	1,439,094	94,000	94	11,000	11	105,000	3	420,280	1,296,705
Oklahoma City / Moore Norman Tech Ctr #17	312	1,791,413	931,912	20,249,585	22,972,910	687,000	687	7,000	7	694,000	25	3,402,003	21,910,638
Oklahoma City / Canadian Valley Tech Ctr. #6	322	0	638	96,077	96,715	1,000	1	0	0	1,000	0	0	95,715
Oklahoma City / Canadian Valley Tech Ctr. #6	322FD2	2,568	199,903	2,151,252	2,353,723	57,000	57	0	0	57,000	0	0	2,296,723
Oklahoma City / Okc Community College	341	81,310,624	17,496,491	72,931,988	171,739,103	1,305,771	1,307	123,000	125	1,428,771	14	1,282,369	170,200,104
Oklahoma City / Okc Community College	353	4,191,655	4,186,316	4,043,706	12,421,677	192,912	193	26,152	41	219,064	2	104,644	12,197,340
Oklahoma City / Canadian Valley Tech Ctr. #6	369	0	761	10,730	11,491	0	0	0	0	0	0	0	11,491
Oklahoma City / Gordon Cooper Tech Ctr. #5	401	36,638	157,805	430,439	624,882	33,000	33	2,020	3	35,020	0	0	589,862
Oklahoma City / Okc Community College	402	0	0	10,160	10,160	0	0	0	0	0	0	0	10,160
Edmond / Eastern Ok Co Tech Ctr #23	403	17,316	1,526,888	343,274	1,887,478	9,000	9	1,000	1	10,000	0	0	1,877,478
Oklahoma City / Gordon Cooper Tech Ctr. #5	411	86,209	873,171	4,781,248	5,740,628	247,000	247	15,493	17	262,493	5	597,658	5,426,965
Oklahoma City / Moore Norman Tech Ctr #17	412	0	878	4,512	5,390	0	0	0	0	0	0	0	5,390
Choctaw / Metro Tech Ctr #22	489	6,698	88,952	122,051	217,701	14,000	14	1,000	1	15,000	0	0	202,701
Nichols Hills / Metro Tech Ctr #22	500	1,502,443	1,026,979	95,001,606	97,531,028	1,108,000	1,108	18,000	18	1,126,000	7	2,634,191	96,170,562
Oklahoma City / Francis Tuttle Tech Ctr #21	501	109,896,095	26,303,312	610,456,203	746,655,610	17,109,000	17,109	643,796	644	17,752,796	195	28,395,581	726,119,014
Oklahoma City / Francis Tuttle Tech Ctr #21	501TF4D	346,151	0	1,517,248	1,863,399	5,000	5	0	0	5,000	0	0	1,858,399
Luther / Eastern Ok Co Tech Ctr #23	503	939,941	546,854	3,465,768	4,952,563	205,866	208	19,330	24	225,196	4	359,884	4,693,060
Choctaw / Eastern Ok Co Tech Ctr #23	504	2,334,078	4,035,984	57,134,669	63,504,731	2,407,862	2,408	113,500	116	2,521,362	52	8,075,769	60,216,359
Harrah / Eastern Ok Co Tech Ctr #23	507	830,620	1,153,122	16,970,833	18,954,575	739,511	740	45,243	47	784,754	15	1,648,984	18,025,235

<i>School</i>		<i>TXD</i>	<i>Personal</i>	<i>Public Service</i>	<i>Real Estate</i>	<i>Total Valuation</i>	<i>Homestead</i>	<i>Count</i>	<i>Add'l Hmstd</i>	<i>Count</i>	<i>Total Homestead</i>	<i>DAV Count</i>	<i>DAV Market</i>	<i>Net Valuation</i>
Jones	/ Eastern Ok Co Tech Ctr #23	509	419,166	652,881	8,730,946	9,802,993	472,442	473	58,812	60	531,254	11	1,555,888	9,133,910
Edmond	/ Francis Tuttle Tech Ctr #21	512	45,902,638	12,296,722	639,197,574	697,396,934	14,511,000	14,511	344,000	344	14,855,000	102	19,324,967	680,562,211
Oklahoma City	/ Francis Tuttle Tech Ctr #21	541	20,418,949	2,939,100	31,956,876	55,314,925	652,000	652	51,000	51	703,000	7	735,035	54,548,849
Midwest City	/ Rose State College	552	24,270,192	7,027,153	154,174,279	185,471,624	6,430,000	6,430	515,411	516	6,945,411	197	22,154,656	176,358,248
Midwest City	/ Rose State College	552TF1D	9,302,040	0	1,014,757	10,316,797	0	0	0	0	0	0	0	10,316,797
Bethany	/ Francis Tuttle Tech Ctr #21	581	3,516,382	3,265,694	66,506,712	73,288,788	3,243,000	3,243	265,825	266	3,508,825	40	4,233,644	69,397,505
Bethany	/ Canadian Valley Tech Ctr. #6	588	848,789	877,335	11,019,700	12,745,824	431,000	431	52,000	52	483,000	4	416,545	12,227,320
Midwest City	/ Rose State College	589	2,319,696	2,056,920	28,095,083	32,471,699	1,431,015	1,432	194,841	205	1,625,856	55	4,555,202	30,460,578
Warr Acres	/ Francis Tuttle Tech Ctr #21	601	9,350,488	1,654,865	47,553,693	58,559,046	1,921,000	1,921	169,902	170	2,090,902	18	2,437,006	56,233,656
Edmond	/ Eastern Ok Co Tech Ctr #23	603	0	515	169,484	169,999	4,000	4	0	0	4,000	0	0	165,999
Midwest City	/ Rose State College	604	465,310	1,288,271	46,468,829	48,222,410	1,753,000	1,753	68,551	69	1,821,551	59	9,037,275	45,465,609
Edmond	/ Francis Tuttle Tech Ctr #21	606	16,658	141,371	11,061,631	11,219,660	206,000	206	0	0	206,000	3	702,267	10,945,961
Edmond	/ Eastern Ok Co Tech Ctr #23	609	1,104	15,946	1,067,550	1,084,600	18,000	18	0	0	18,000	1	116,649	1,057,958
Edmond	/ Francis Tuttle Tech Ctr #21	612	388,341	654,010	21,635,069	22,677,420	280,533	281	3,888	5	284,421	2	541,355	22,344,006
The Village	/ Metro Tech Ctr #22	627	4,755,531	1,201,460	53,590,653	59,547,644	2,258,000	2,258	147,000	147	2,405,000	21	2,417,863	56,915,777
The Village	/ Metro Tech Ctr #22	627TF1D	93,726	0	1,215,115	1,308,841	0	0	0	0	0	0	0	1,308,841
Lake Aluma	/ Francis Tuttle Tech Ctr #21	637	100	637	2,124,249	2,124,986	24,000	24	0	0	24,000	0	0	2,100,986
Del City	/ Rose State College	652	8,072,692	3,733,316	73,435,731	85,241,739	4,130,000	4,130	462,475	463	4,592,475	111	9,808,615	79,706,013
Smith Village	/ Rose State College	653	2,081	130,723	219,199	352,003	15,000	15	3,000	3	18,000	2	150,976	317,398
Midwest City	/ Rose State College	674	705,557	1,728,524	4,597,617	7,031,698	128,926	131	9,000	10	137,926	4	299,800	6,869,366
Valley Brook	/ Okc Community College	700	138,400	83,149	1,249,598	1,471,147	99,953	100	14,451	21	114,404	2	92,494	1,348,542
Woodlawn Park	/ Francis Tuttle Tech Ctr #21	701	772,026	88,070	1,248,854	2,108,950	54,000	54	2,000	2	56,000	1	127,584	2,041,382
Luther	/ Eastern Ok Co Tech Ctr #23	703	3,469	85,496	221,728	310,693	4,000	4	0	0	4,000	0	0	306,693
Harrah	/ Eastern Ok Co Tech Ctr #23	704	52,451	313,774	5,649,208	6,015,433	295,121	296	12,000	13	307,121	14	1,959,086	5,524,060
Oklahoma City	/ Francis Tuttle Tech Ctr #21	712	12,669	0	1,599,702	1,612,371	50,000	50	1,000	1	51,000	0	0	1,561,371
Del City	/ Rose State College	774	1,177,400	176,888	163,405	1,517,693	0	0	0	0	0	0	0	1,517,693
Forest Park	/ Francis Tuttle Tech Ctr #21	837	5,982	28,037	682,564	716,583	27,000	27	0	0	27,000	0	0	689,583
Forest Park	/ Rose State College	852	158,201	229,661	7,418,947	7,806,809	311,000	311	19,000	19	330,000	9	1,705,294	7,325,799
Nicoma Park	/ Metro Tech Ctr #22	889	120,869	323,330	682,515	1,126,714	59,000	59	7,159	8	66,159	1	96,252	1,055,156
Del City	/ Rose State College	901	983,159	286,786	4,545,375	5,815,320	224,000	224	25,000	25	249,000	9	661,483	5,510,496
Nicoma Park	/ Eastern Ok Co Tech Ctr #23	904	753,607	898,239	7,478,424	9,130,270	418,000	418	42,115	43	460,115	9	1,134,514	8,587,489
Spencer	/ Metro Tech Ctr #22	989	779,085	790,575	11,711,793	13,281,453	834,116	836	98,555	112	932,671	32	2,765,999	12,105,267
Grand Total			825,796,573	378,859,225	4,231,912,893	5,436,568,691	120,752,129	120,911	8,099,428	8,982	128,851,557	1,890	245,556,794	5,284,374,851



2008 RealWare Homestead By School

School	TXD	Personal	Public Service	Real Estate	Total Valuation	Homestead	Count	Add'l Hmstd	Count	Total Homestead	DAV Count	DAV Market	Net Valuation
Putnam City #1													
/ Francis Tuttle Tech Ctr #21	101	774,240	313,295	2,307,267	3,394,802	5,000	5	0	0	5,000	0	0	3,389,802
Oklahoma City / Francis Tuttle Tech Ctr #21	501	109,896,095	26,303,312	610,456,203	746,655,610	17,109,000	17,109	643,796	644	17,752,796	195	28,395,581	726,119,014
Oklahoma City / Francis Tuttle Tech Ctr #21	501TF4D	346,151	0	1,517,248	1,863,399	5,000	5	0	0	5,000	0	0	1,858,399
Bethany / Francis Tuttle Tech Ctr #21	581	3,516,382	3,265,694	66,506,712	73,288,788	3,243,000	3,243	265,825	266	3,508,825	40	4,233,644	69,397,505
Warr Acres / Francis Tuttle Tech Ctr #21	601	9,350,488	1,654,865	47,553,693	58,559,046	1,921,000	1,921	169,902	170	2,090,902	18	2,437,006	56,233,656
Woodlawn Park / Francis Tuttle Tech Ctr #21	701	772,026	88,070	1,248,854	2,108,950	54,000	54	2,000	2	56,000	1	127,584	2,041,382
Vo Tech Total		124,655,382	31,625,236	729,589,977	885,870,595	22,337,000	22,337	1,081,523	1,082	23,418,523	254	35,193,815	859,039,758
Luther #3													
/ Eastern Ok Co Tech Ctr #23	103	44,474,143	2,089,281	6,143,642	52,707,066	257,541	259	12,000	12	269,541	4	607,249	52,385,657
/ Eastern Ok Co Tech Ctr #23	103FD1	72,276	85,660	1,767,778	1,925,714	125,629	126	5,908	6	131,537	1	180,438	1,778,397
Oklahoma City / Eastern Ok Co Tech Ctr #23	203	82,003	388,976	2,884,578	3,355,557	143,723	144	8,000	8	151,723	5	849,800	3,130,775
Luther / Eastern Ok Co Tech Ctr #23	503	939,941	546,854	3,465,768	4,952,563	205,866	208	19,330	24	225,196	4	359,884	4,693,060
Edmond / Eastern Ok Co Tech Ctr #23	603	0	515	169,484	169,999	4,000	4	0	0	4,000	0	0	165,999
Vo Tech Total		45,568,363	3,111,286	14,431,250	63,110,899	736,759	741	45,238	50	781,997	14	1,997,371	62,153,888
Luther #3 - 189													
/ Eastern Ok Co Tech Ctr #23	003	57,323	966,283	5,691,448	6,715,054	123,000	123	5,000	5	128,000	3	705,587	6,548,541
Edmond / Eastern Ok Co Tech Ctr #23	403	17,316	1,526,888	343,274	1,887,478	9,000	9	1,000	1	10,000	0	0	1,877,478
Luther / Eastern Ok Co Tech Ctr #23	703	3,469	85,496	221,728	310,693	4,000	4	0	0	4,000	0	0	306,693
Vo Tech Total		78,108	2,578,667	6,256,450	8,913,225	136,000	136	6,000	6	142,000	3	705,587	8,732,712
Choctaw #4													
/ Eastern Ok Co Tech Ctr #23	104	818,078	1,716,730	15,377,900	17,912,708	719,000	719	29,524	31	748,524	21	3,341,024	16,843,665
Oklahoma City / Eastern Ok Co Tech Ctr #23	204	648,121	1,101,295	16,845,150	18,594,566	657,000	657	22,510	23	679,510	15	2,840,900	17,624,553
Choctaw / Eastern Ok Co Tech Ctr #23	504	2,334,078	4,035,984	57,134,669	63,504,731	2,407,862	2,408	113,500	116	2,521,362	52	8,075,769	60,216,359
Midwest City / Rose State College	604	465,310	1,288,271	46,468,829	48,222,410	1,753,000	1,753	68,551	69	1,821,551	59	9,037,275	45,465,609
Harrah / Eastern Ok Co Tech Ctr #23	704	52,451	313,774	5,649,208	6,015,433	295,121	296	12,000	13	307,121	14	1,959,086	5,524,060
Nicoma Park / Eastern Ok Co Tech Ctr #23	904	753,607	898,239	7,478,424	9,130,270	418,000	418	42,115	43	460,115	9	1,134,514	8,587,489
Vo Tech Total		5,071,645	9,354,293	148,954,180	163,380,118	6,249,983	6,251	288,200	295	6,538,183	170	26,388,568	154,261,735
Deer Creek #6													
/ Francis Tuttle Tech Ctr #21	106	698,019	594,511	16,338,212	17,630,742	314,000	314	2,000	2	316,000	2	389,015	17,271,952
/ Francis Tuttle Tech Ctr #21	106FD2	1,986,220	2,383,795	29,615,586	33,985,601	505,000	505	4,000	4	509,000	3	992,788	33,369,411
Oklahoma City / Francis Tuttle Tech Ctr #21	206	1,541,498	4,497,563	97,162,300	103,201,361	1,351,000	1,351	12,000	12	1,363,000	16	3,498,791	101,459,064

School	TXD	Personal	Public Service	Real Estate	Total Valuation	Homestead	Count	Add'l Hmstd	Count	Total Homestead	DAV Count	DAV Market	Net Valuation
Edmond / Francis Tuttle Tech Ctr #21	606	16,658	141,371	11,061,631	11,219,660	206,000	206	0	0	206,000	3	702,267	10,945,961
Vo Tech Total		4,242,395	7,617,240	154,177,729	166,037,364	2,376,000	2,376	18,000	18	2,394,000	24	5,582,861	163,046,388
Harrah #7													
/ Eastern Ok Co Tech Ctr #23	107	2,229,392	20,212,878	13,630,728	36,072,998	682,120	683	37,162	39	719,282	24	3,280,247	35,060,661
/ Eastern Ok Co Tech Ctr #23	107FD1	79,715	78,531	4,193,395	4,351,641	246,936	247	9,000	9	255,936	4	354,038	4,062,554
Oklahoma City / Eastern Ok Co Tech Ctr #23	207	34,575	329,061	2,726,129	3,089,765	135,000	135	3,000	3	138,000	6	754,799	2,875,864
Harrah / Eastern Ok Co Tech Ctr #23	507	830,620	1,153,122	16,970,833	18,954,575	739,511	740	45,243	47	784,754	15	1,648,984	18,025,235
Vo Tech Total		3,174,302	21,773,592	37,521,085	62,468,979	1,803,567	1,805	94,405	98	1,897,972	49	6,038,068	60,024,314
Jones #9													
/ Eastern Ok Co Tech Ctr #23	109	2,564,971	635,606	3,656,307	6,856,884	132,000	132	6,000	6	138,000	1	159,931	6,701,745
/ Eastern Ok Co Tech Ctr #23	109FD1	16,066	64,993	998,687	1,079,746	58,000	58	3,000	3	61,000	2	255,325	998,732
Oklahoma City / Eastern Ok Co Tech Ctr #23	209	183,421	887,522	8,861,005	9,931,948	405,543	406	13,575	15	419,118	6	823,038	9,448,204
Choctaw / Eastern Ok Co Tech Ctr #23	309	16,779	104,284	1,318,031	1,439,094	94,000	94	11,000	11	105,000	3	420,280	1,296,705
Jones / Eastern Ok Co Tech Ctr #23	509	419,166	652,881	8,730,946	9,802,993	472,442	473	58,812	60	531,254	11	1,555,888	9,133,910
Edmond / Eastern Ok Co Tech Ctr #23	609	1,104	15,946	1,067,550	1,084,600	18,000	18	0	0	18,000	1	116,649	1,057,958
Vo Tech Total		3,201,507	2,361,232	24,632,526	30,195,265	1,179,985	1,181	92,387	95	1,272,372	24	3,331,111	28,637,254
Edmond #12													
/ Francis Tuttle Tech Ctr #21	012	1,301,335	1,089,537	6,434,489	8,825,361	160,000	160	2,000	2	162,000	2	424,803	8,623,597
/ Francis Tuttle Tech Ctr #21	012FD2	17,601	233,879	2,324,961	2,576,441	30,000	30	0	0	30,000	0	0	2,546,441
Oklahoma City / Francis Tuttle Tech Ctr #21	212	49,623,939	11,824,417	444,869,133	506,317,489	7,357,000	7,357	99,000	99	7,456,000	92	19,466,261	496,855,208
Edmond / Francis Tuttle Tech Ctr #21	512	45,902,638	12,296,722	639,197,574	697,396,934	14,511,000	14,511	344,000	344	14,855,000	102	19,324,967	680,562,211
Vo Tech Total		96,845,513	25,444,555	1,092,826,157	1,215,116,225	22,058,000	22,058	445,000	445	22,503,000	196	39,216,031	1,188,587,457
Edmond #12 - I89													
/ Francis Tuttle Tech Ctr #21	112	254,129	1,123,877	6,329,854	7,707,860	112,583	113	12,681	15	125,264	2	261,065	7,563,418
Edmond / Francis Tuttle Tech Ctr #21	612	388,341	654,010	21,635,069	22,677,420	280,533	281	3,888	5	284,421	2	541,355	22,344,006
Oklahoma City / Francis Tuttle Tech Ctr #21	712	12,669	0	1,599,702	1,612,371	50,000	50	1,000	1	51,000	0	0	1,561,371
Vo Tech Total		655,139	1,777,887	29,564,625	31,997,651	443,116	444	17,569	21	460,685	4	802,420	31,468,795
Oakdale #29													
/ No Spec Dist	029	7,788	0	219,140	226,928	3,000	3	1,000	1	4,000	0	0	222,928
Oklahoma City / No Spec Dist	229	10,725,578	1,233,559	46,797,547	58,756,684	482,000	482	0	0	482,000	1	278,957	58,255,323
Vo Tech Total		10,733,366	1,233,559	47,016,687	58,983,612	485,000	485	1,000	1	486,000	1	278,957	58,478,251
Millwood #37													
/ Francis Tuttle Tech Ctr #21	037	229,527	39,071	308,979	577,577	2,000	2	0	0	2,000	0	0	575,577
Oklahoma City / Francis Tuttle Tech Ctr #21	237	11,102,420	1,438,974	18,757,155	31,298,549	782,000	782	82,776	84	864,776	18	2,523,864	30,240,932
Lake Aluma / Francis Tuttle Tech Ctr #21	637	100	637	2,124,249	2,124,986	24,000	24	0	0	24,000	0	0	2,100,986
Forest Park / Francis Tuttle Tech Ctr #21	837	5,982	28,037	682,564	716,583	27,000	27	0	0	27,000	0	0	689,583

School	TXD	Personal	Public Service	Real Estate	Total Valuation	Homestead	Count	Add'l Hmstd	Count	Total Homestead	DAV Count	DAV Market	Net Valuation
Vo Tech Total		11,338,029	1,506,719	21,872,947	34,717,695	835,000	835	82,776	84	917,776	18	2,523,864	33,607,078
Western Heights #41													
Francis Tuttle Tech Ctr #21	041	0	0	2,006	2,006	0	0	0	0	0	0	0	2,006
Okc Community College	141	6,204	0	262,033	268,237	5,000	5	0	0	5,000	0	0	263,237
Oklahoma City / Okc Community College	341	81,310,624	17,496,491	72,931,988	171,739,103	1,305,771	1,307	123,000	125	1,428,771	14	1,282,369	170,200,104
Oklahoma City / Francis Tuttle Tech Ctr #21	541	20,418,949	2,939,100	31,956,876	55,314,925	652,000	652	51,000	51	703,000	7	735,035	54,548,849
Vo Tech Total		101,735,777	20,435,591	105,152,903	227,324,271	1,962,771	1,964	174,000	176	2,136,771	21	2,017,404	225,014,196
Mid-Del #52													
Rose State College	052	976,642	390,238	1,898,874	3,265,754	47,000	47	1,000	1	48,000	0	0	3,217,754
Oklahoma City / Rose State College	252	37,818,651	10,391,670	107,742,645	155,952,966	3,000,851	3,002	135,610	146	3,136,461	117	16,347,949	151,205,819
Midwest City / Rose State College	552	24,270,192	7,027,153	154,174,279	185,471,624	6,430,000	6,430	515,411	516	6,945,411	197	22,154,656	176,358,248
Midwest City / Rose State College	552TF1D	9,302,040	0	1,014,757	10,316,797	0	0	0	0	0	0	0	10,316,797
Del City / Rose State College	652	8,072,692	3,733,316	73,435,731	85,241,739	4,130,000	4,130	462,475	463	4,592,475	111	9,808,615	79,706,013
Smith Village / Rose State College	653	2,081	130,723	219,199	352,003	15,000	15	3,000	3	18,000	2	150,976	317,398
Forest Park / Rose State College	852	158,201	229,661	7,418,947	7,806,809	311,000	311	19,000	19	330,000	9	1,705,294	7,325,799
Vo Tech Total		80,600,499	21,902,761	345,904,432	448,407,692	13,933,851	13,935	1,136,496	1,148	15,070,347	436	50,167,490	428,447,828
Crooked Oak #53													
Metro Tech Ctr #22	053	0	0	0	0	0	0	0	0	0	0	0	0
Oklahoma City / Metro Tech Ctr #22	253	12,581,010	2,251,788	11,116,655	25,949,453	101,646	106	9,372	25	111,018	1	22,532	25,837,856
Oklahoma City / Okc Community College	353	4,191,655	4,186,316	4,043,706	12,421,677	192,912	193	26,152	41	219,064	2	104,644	12,197,340
Vo Tech Total		16,772,665	6,438,104	15,160,361	38,371,130	294,558	299	35,524	66	330,082	3	127,176	38,035,196
Crutcho #74													
No Spec Dist	074	283,056	379,617	854,221	1,516,894	56,000	56	8,720	9	64,720	2	221,864	1,431,917
Oklahoma City / No Spec Dist	274	208,170	248,131	145,244	601,545	0	0	0	0	0	0	0	601,545
Midwest City / Rose State College	674	705,557	1,728,524	4,597,617	7,031,698	128,926	131	9,000	10	137,926	4	299,800	6,869,366
Del City / Rose State College	774	1,177,400	176,888	163,405	1,517,693	0	0	0	0	0	0	0	1,517,693
Vo Tech Total		2,374,183	2,533,160	5,760,487	10,667,830	184,926	187	17,720	19	202,646	6	521,664	10,420,521
Bethany #88													
Bethany / Canadian Valley Tech Ctr. #6	588	848,789	877,335	11,019,700	12,745,824	431,000	431	52,000	52	483,000	4	416,545	12,227,320
Vo Tech Total		848,789	877,335	11,019,700	12,745,824	431,000	431	52,000	52	483,000	4	416,545	12,227,320
Oklahoma City #89													
Metro Tech Ctr #22	089	339,305	1,185,253	1,814,516	3,339,074	75,000	75	6,162	7	81,162	1	42,003	3,254,562
Okc Community College	189	1,375,878	165,180	1,574,537	3,115,595	0	0	0	0	0	0	0	3,115,595
Oklahoma City / Metro Tech Ctr #22	200	152,095,978	124,185,743	760,645,354	1,036,927,075	23,673,302	23,776	1,996,992	2,479	25,670,294	304	35,637,664	1,008,183,509
Oklahoma City / Metro Tech Ctr #22	200TF1D	17,228,045	0	11,889,973	29,118,018	1,000	1	0	0	1,000	0	0	29,117,018
Oklahoma City / Metro Tech Ctr #22	200TF2D	4,496,448	0	21,911,697	26,408,145	0	0	0	0	0	0	0	26,408,145

<i>School</i>	<i>TXD</i>	<i>Personal</i>	<i>Public Service</i>	<i>Real Estate</i>	<i>Total Valuation</i>	<i>Homestead</i>	<i>Count</i>	<i>Add'l Hmstd</i>	<i>Count</i>	<i>Total Homestead</i>	<i>DAV Count</i>	<i>DAV Market</i>	<i>Net Valuation</i>
Oklahoma City / Metro Tech Ctr #22	200TF2I	34,166,513	0	67,455,712	101,622,225	58,000	58	5,000	5	63,000	0	0	101,559,225
Oklahoma City / Metro Tech Ctr #22	200TF4D	0	0	20,879	20,879	687	1	0	1	687	0	0	20,192
Oklahoma City / Metro Tech Ctr #22	200TF7D	34,911	0	507,791	542,702	46,462	48	2,110	10	48,572	1	15,692	493,442
Oklahoma City / Okc Community College	300	83,493,654	80,735,973	284,722,882	448,952,509	12,102,078	12,136	1,849,807	2,139	13,951,885	162	12,530,352	433,888,769
Oklahoma City / Okc Community College	300TF4D	5,922,929	0	734,100	6,657,029	3,000	3	1,000	1	4,000	0	0	6,653,029
Oklahoma City / Okc Community College	300TF6D	69	0	171,762	171,831	2,000	2	0	0	2,000	0	0	169,831
Choctaw / Metro Tech Ctr #22	489	6,698	88,952	122,051	217,701	14,000	14	1,000	1	15,000	0	0	202,701
Nichols Hills / Metro Tech Ctr #22	500	1,502,443	1,026,979	95,001,606	97,531,028	1,108,000	1,108	18,000	18	1,126,000	7	2,634,191	96,170,562
Midwest City / Rose State College	589	2,319,696	2,056,920	28,095,083	32,471,699	1,431,015	1,432	194,841	205	1,625,856	55	4,555,202	30,460,578
The Village / Metro Tech Ctr #22	627	4,755,531	1,201,460	53,590,653	59,547,644	2,258,000	2,258	147,000	147	2,405,000	21	2,417,863	56,915,777
The Village / Metro Tech Ctr #22	627TF1D	93,726	0	1,215,115	1,308,841	0	0	0	0	0	0	0	1,308,841
Valley Brook / Okc Community College	700	138,400	83,149	1,249,598	1,471,147	99,953	100	14,451	21	114,404	2	92,494	1,348,542
Nicoma Park / Metro Tech Ctr #22	889	120,869	323,330	682,515	1,126,714	59,000	59	7,159	8	66,159	1	96,252	1,055,156
Del City / Rose State College	901	983,159	286,786	4,545,375	5,815,320	224,000	224	25,000	25	249,000	9	661,483	5,510,496
Spencer / Metro Tech Ctr #22	989	779,085	790,575	11,711,793	13,281,453	834,116	836	98,555	112	932,671	32	2,765,999	12,105,267
Vo Tech Total		309,853,337	212,130,300	1,347,662,992	1,869,646,629	41,989,613	42,131	4,367,077	5,179	46,356,690	595	61,449,195	1,817,941,237
McCloud J.D. #1													
/ Gordon Cooper Tech Ctr. #5	401	36,638	157,805	430,439	624,882	33,000	33	2,020	3	35,020	0	0	589,862
Oklahoma City / Gordon Cooper Tech Ctr. #5	411	86,209	873,171	4,781,248	5,740,628	247,000	247	15,493	17	262,493	5	597,658	5,426,965
Vo Tech Total		122,847	1,030,976	5,211,687	6,365,510	280,000	280	17,513	20	297,513	5	597,658	6,016,827
Moore J.D. #2													
Oklahoma City / Okc Community College	302	5,854,138	2,600,371	39,380,004	47,834,513	1,405,000	1,405	106,000	106	1,511,000	29	2,955,188	46,034,753
Oklahoma City / Moore Norman Tech Ctr #17	312	1,791,413	931,912	20,249,585	22,972,910	687,000	687	7,000	7	694,000	25	3,402,003	21,910,638
/ Okc Community College	402	0	0	10,160	10,160	0	0	0	0	0	0	0	10,160
/ Moore Norman Tech Ctr #17	412	0	878	4,512	5,390	0	0	0	0	0	0	0	5,390
Vo Tech Total		7,645,551	3,533,161	59,644,261	70,822,973	2,092,000	2,092	113,000	113	2,205,000	54	6,357,191	67,960,941
Piedmont J.D. #22													
Oklahoma City / Canadian Valley Tech Ctr. #6	222	193,358	989,925	20,463,681	21,646,964	589,000	589	7,000	7	596,000	9	1,843,818	20,855,915
/ Canadian Valley Tech Ctr. #6	322	0	638	96,077	96,715	1,000	1	0	0	1,000	0	0	95,715
/ Canadian Valley Tech Ctr. #6	322FD2	2,568	199,903	2,151,252	2,353,723	57,000	57	0	0	57,000	0	0	2,296,723
Vo Tech Total		195,926	1,190,466	22,711,010	24,097,402	647,000	647	7,000	7	654,000	9	1,843,818	23,248,353
Mustang J.D. #69													
Oklahoma City / Canadian Valley Tech Ctr. #6	269	83,250	402,344	6,830,717	7,316,311	296,000	296	7,000	7	303,000	0	0	7,013,311
/ Canadian Valley Tech Ctr. #6	369	0	761	10,730	11,491	0	0	0	0	0	0	0	11,491
Vo Tech Total		83,250	403,105	6,841,447	7,327,802	296,000	296	7,000	7	303,000	0	0	7,024,802

<i>School</i>	<i>TXD</i>	<i>Personal</i>	<i>Public Service</i>	<i>Real Estate</i>	<i>Total Valuation</i>	<i>Homestead</i>	<i>Count</i>	<i>Add'l Hmstd</i>	<i>Count</i>	<i>Total Homestead</i>	<i>DAV Count</i>	<i>DAV Market</i>	<i>Net Valuation</i>
<i>Grand Total</i>		825,796,573	378,859,225	4,231,912,893	5,436,568,691	120,752,129	120,911	8,099,428	8,982	128,851,557	1,890	245,556,794	5,284,374,851



320 Robert S. Kerr, #313
Oklahoma City, Oklahoma 73102

2008 RealWare Homestead By School

School	TXD	Personal	Public Service	Real Estate	Total Valuation	Homestead	Count	Add'l Hmstd	Count	Total Homestead	DAV Exemption	DAV Count	Net Valuation
Putnam City #1													
/ Francis Tuttle Tech Ctr #21	101	774,240	313,295	2,307,267	3,394,802	5,000	5	0	0	5,000	0	0	3,389,802
Oklahoma City / Francis Tuttle Tech Ctr #21	501	109,896,095	26,303,312	610,456,203	746,655,610	17,109,000	17,109	643,796	644	17,752,796	2,783,800	195	726,119,014
Oklahoma City / Francis Tuttle Tech Ctr #21	501TF4D	346,151	0	1,517,248	1,863,399	5,000	5	0	0	5,000	0	0	1,858,399
Bethany / Francis Tuttle Tech Ctr #21	581	3,516,382	3,265,694	66,506,712	73,288,788	3,243,000	3,243	265,825	266	3,508,825	382,458	40	69,397,505
Warr Acres / Francis Tuttle Tech Ctr #21	601	9,350,488	1,654,865	47,553,693	58,559,046	1,921,000	1,921	169,902	170	2,090,902	234,488	18	56,233,656
Woodlawn Park / Francis Tuttle Tech Ctr #21	701	772,026	88,070	1,248,854	2,108,950	54,000	54	2,000	2	56,000	11,568	1	2,041,382
Vo Tech Total		124,655,382	31,625,236	729,589,977	885,870,595	22,337,000	22,337	1,081,523	1,082	23,418,523	3,412,314	254	859,039,758
Luther #3													
/ Eastern Ok Co Tech Ctr #23	103	44,474,143	2,089,281	6,143,642	52,707,066	257,541	259	12,000	12	269,541	51,868	4	52,385,657
/ Eastern Ok Co Tech Ctr #23	103FD1	72,276	85,660	1,767,778	1,925,714	125,629	126	5,908	6	131,537	15,780	1	1,778,397
Oklahoma City / Eastern Ok Co Tech Ctr #23	203	82,003	388,976	2,884,578	3,355,557	143,723	144	8,000	8	151,723	73,059	5	3,130,775
Luther / Eastern Ok Co Tech Ctr #23	503	939,941	546,854	3,465,768	4,952,563	205,866	208	19,330	24	225,196	34,307	4	4,693,060
Edmond / Eastern Ok Co Tech Ctr #23	603	0	515	169,484	169,999	4,000	4	0	0	4,000	0	0	165,999
Vo Tech Total		45,568,363	3,111,286	14,431,250	63,110,899	736,759	741	45,238	50	781,997	175,014	14	62,153,888
Luther #3 - I89													
/ Eastern Ok Co Tech Ctr #23	003	57,323	966,283	5,691,448	6,715,054	123,000	123	5,000	5	128,000	38,513	3	6,548,541
Edmond / Eastern Ok Co Tech Ctr #23	403	17,316	1,526,888	343,274	1,887,478	9,000	9	1,000	1	10,000	0	0	1,877,478
Luther / Eastern Ok Co Tech Ctr #23	703	3,469	85,496	221,728	310,693	4,000	4	0	0	4,000	0	0	306,693
Vo Tech Total		78,108	2,578,667	6,256,450	8,913,225	136,000	136	6,000	6	142,000	38,513	3	8,732,712
Choctaw #4													
/ Eastern Ok Co Tech Ctr #23	104	818,078	1,716,730	15,377,900	17,912,708	719,000	719	29,524	31	748,524	320,519	21	16,843,665
Oklahoma City / Eastern Ok Co Tech Ctr #23	204	648,121	1,101,295	16,845,150	18,594,566	657,000	657	22,510	23	679,510	290,503	15	17,624,553
Choctaw / Eastern Ok Co Tech Ctr #23	504	2,334,078	4,035,984	57,134,669	63,504,731	2,407,862	2,408	113,500	116	2,521,362	767,010	52	60,216,359
Midwest City / Rose State College	604	465,310	1,288,271	46,468,829	48,222,410	1,753,000	1,753	68,551	69	1,821,551	935,250	59	45,465,609
Harrah / Eastern Ok Co Tech Ctr #23	704	52,451	313,774	5,649,208	6,015,433	295,121	296	12,000	13	307,121	184,252	14	5,524,060
Nicoma Park / Eastern Ok Co Tech Ctr #23	904	753,607	898,239	7,478,424	9,130,270	418,000	418	42,115	43	460,115	82,666	9	8,587,489
Vo Tech Total		5,071,645	9,354,293	148,954,180	163,380,118	6,249,983	6,251	288,200	295	6,538,183	2,580,200	170	154,261,735
Deer Creek #6													
/ Francis Tuttle Tech Ctr #21	106	698,019	594,511	16,338,212	17,630,742	314,000	314	2,000	2	316,000	42,790	2	17,271,952
/ Francis Tuttle Tech Ctr #21	106FD2	1,986,220	2,383,795	29,615,586	33,985,601	505,000	505	4,000	4	509,000	107,190	3	33,369,411
Oklahoma City / Francis Tuttle Tech Ctr #21	206	1,541,498	4,497,563	97,162,300	103,201,361	1,351,000	1,351	12,000	12	1,363,000	379,297	16	101,459,064
Edmond / Francis Tuttle Tech Ctr #21	606	16,658	141,371	11,061,631	11,219,660	206,000	206	0	0	206,000	67,699	3	10,945,961

School	TXD	Personal	Public Service	Real Estate	Total Valuation	Homestead	Count	Addr'l Hmstd	Count	Total Homestead	DAV Exemption	DAV Count	Net Valuation
Vo Tech Total		4,242,395	7,617,240	154,177,729	166,037,364	2,376,000	2,376	18,000	18	2,394,000	596,976	24	163,046,388
Harrah #7													
/ Eastern Ok Co Tech Ctr #23	107	2,229,392	20,212,878	13,630,728	36,072,998	682,120	683	37,162	39	719,282	293,055	24	35,060,661
/ Eastern Ok Co Tech Ctr #23	107FD1	79,715	78,531	4,193,395	4,351,641	246,936	247	9,000	9	255,936	33,151	4	4,062,554
Oklahoma City / Eastern Ok Co Tech Ctr #23	207	34,575	329,061	2,726,129	3,089,765	135,000	135	3,000	3	138,000	75,901	6	2,875,864
Harrah / Eastern Ok Co Tech Ctr #23	507	830,620	1,153,122	16,970,833	18,954,575	739,511	740	45,243	47	784,754	144,586	15	18,025,235
Vo Tech Total		3,174,302	21,773,592	37,521,085	62,468,979	1,803,567	1,805	94,405	98	1,897,972	546,693	49	60,024,314
Jones #9													
/ Eastern Ok Co Tech Ctr #23	109	2,564,971	635,606	3,656,307	6,856,884	132,000	132	6,000	6	138,000	17,139	1	6,701,745
/ Eastern Ok Co Tech Ctr #23	109FD1	16,066	64,993	998,687	1,079,746	58,000	58	3,000	3	61,000	20,014	2	998,732
Oklahoma City / Eastern Ok Co Tech Ctr #23	209	183,421	887,522	8,861,005	9,931,948	405,543	406	13,575	15	419,118	64,626	6	9,448,204
Choctaw / Eastern Ok Co Tech Ctr #23	309	16,779	104,284	1,318,031	1,439,094	94,000	94	11,000	11	105,000	37,389	3	1,296,705
Jones / Eastern Ok Co Tech Ctr #23	509	419,166	652,881	8,730,946	9,802,993	472,442	473	58,812	60	531,254	137,829	11	9,133,910
Edmond / Eastern Ok Co Tech Ctr #23	609	1,104	15,946	1,067,550	1,084,600	18,000	18	0	0	18,000	8,642	1	1,057,958
Vo Tech Total		3,201,507	2,361,232	24,632,526	30,195,265	1,179,985	1,181	92,387	95	1,272,372	285,639	24	28,637,254
Edmond #12													
/ Francis Tuttle Tech Ctr #21	012	1,301,335	1,089,537	6,434,489	8,825,361	160,000	160	2,000	2	162,000	39,764	2	8,623,597
/ Francis Tuttle Tech Ctr #21	012FD2	17,601	233,879	2,324,961	2,576,441	30,000	30	0	0	30,000	0	0	2,546,441
Oklahoma City / Francis Tuttle Tech Ctr #21	212	49,623,939	11,824,417	444,869,133	506,317,489	7,357,000	7,357	99,000	99	7,456,000	2,006,281	92	496,855,208
Edmond / Francis Tuttle Tech Ctr #21	512	45,902,638	12,296,722	639,197,574	697,396,934	14,511,000	14,511	344,000	344	14,855,000	1,979,723	102	680,562,211
Vo Tech Total		96,845,513	25,444,555	1,092,826,157	1,215,116,225	22,058,000	22,058	445,000	445	22,503,000	4,025,768	196	1,188,587,457
Edmond #12 - I89													
/ Francis Tuttle Tech Ctr #21	112	254,129	1,123,877	6,329,854	7,707,860	112,583	113	12,681	15	125,264	19,178	2	7,563,418
Edmond / Francis Tuttle Tech Ctr #21	612	388,341	654,010	21,635,069	22,677,420	280,533	281	3,888	5	284,421	48,993	2	22,344,006
Oklahoma City / Francis Tuttle Tech Ctr #21	712	12,669	0	1,599,702	1,612,371	50,000	50	1,000	1	51,000	0	0	1,561,371
Vo Tech Total		655,139	1,777,887	29,564,625	31,997,651	443,116	444	17,569	21	460,685	68,171	4	31,468,795
Oakdale #29													
/ No Spec Dist	029	7,788	0	219,140	226,928	3,000	3	1,000	1	4,000	0	0	222,928
Oklahoma City / No Spec Dist	229	10,725,578	1,233,559	46,797,547	58,756,684	482,000	482	0	0	482,000	19,361	1	58,255,323
Vo Tech Total		10,733,366	1,233,559	47,016,687	58,983,612	485,000	485	1,000	1	486,000	19,361	1	58,478,251
Millwood #37													
/ Francis Tuttle Tech Ctr #21	037	229,527	39,071	308,979	577,577	2,000	2	0	0	2,000	0	0	575,577
Oklahoma City / Francis Tuttle Tech Ctr #21	237	11,102,420	1,438,974	18,757,155	31,298,549	782,000	782	82,776	84	864,776	192,841	18	30,240,932
Lake Aluma / Francis Tuttle Tech Ctr #21	637	100	637	2,124,249	2,124,986	24,000	24	0	0	24,000	0	0	2,100,986
Forest Park / Francis Tuttle Tech Ctr #21	837	5,982	28,037	682,564	716,583	27,000	27	0	0	27,000	0	0	689,583
Vo Tech Total		11,338,029	1,506,719	21,872,947	34,717,695	835,000	835	82,776	84	917,776	192,841	18	33,607,078
Western Heights #41													

School		TXD	Personal	Public Service	Real Estate	Total Valuation	Homestead	Count	Add'l Hmstd	Count	Total Homestead	DAV Exemption	DAV Count	Net Valuation	
	/ Francis Tuttle Tech Ctr #21	041	0	0	2,006	2,006	0	0	0	0	0	0	0	2,006	
	/ Okc Community College	141	6,204	0	262,033	268,237	5,000	5	0	0	5,000	0	0	263,237	
Oklahoma City	/ Okc Community College	341	81,310,624	17,496,491	72,931,988	171,739,103	1,305,771	1,307	123,000	125	1,428,771	110,228	14	170,200,104	
Oklahoma City	/ Francis Tuttle Tech Ctr #21	541	20,418,949	2,939,100	31,956,876	55,314,925	652,000	652	51,000	51	703,000	63,076	7	54,548,849	
Vo Tech Total			101,735,777	20,435,591	105,152,903	227,324,271	1,962,771	1,964	174,000	176	2,136,771	173,304	21	225,014,196	
Mid-Del #52															
	/ Rose State College	052	976,642	390,238	1,898,874	3,265,754	47,000	47	1,000	1	48,000	0	0	3,217,754	
Oklahoma City	/ Rose State College	252	37,818,651	10,391,670	107,742,645	155,952,966	3,000,851	3,002	135,610	146	3,136,461	1,610,686	117	151,205,819	
Midwest City	/ Rose State College	552	24,270,192	7,027,153	154,174,279	185,471,624	6,430,000	6,430	515,411	516	6,945,411	2,167,965	197	176,358,248	
Midwest City	/ Rose State College	552TF1D	9,302,040	0	1,014,757	10,316,797	0	0	0	0	0	0	0	10,316,797	
Del City	/ Rose State College	652	8,072,692	3,733,316	73,435,731	85,241,739	4,130,000	4,130	462,475	463	4,592,475	943,251	111	79,706,013	
Smith Village	/ Rose State College	653	2,081	130,723	219,199	352,003	15,000	15	3,000	3	18,000	16,605	2	317,398	
Forest Park	/ Rose State College	852	158,201	229,661	7,418,947	7,806,809	311,000	311	19,000	19	330,000	151,010	9	7,325,799	
Vo Tech Total			80,600,499	21,902,761	345,904,432	448,407,692	13,933,851	13,935	1,136,496	1,148	15,070,347	4,889,517	436	428,447,828	
Crooked Oak #53															
	/ Metro Tech Ctr #22	053	0	0	0	0	0	0	0	0	0	0	0	0	
Oklahoma City	/ Metro Tech Ctr #22	253	12,581,010	2,251,788	11,116,655	25,949,453	101,646	106	9,372	25	111,018	579	1	25,837,856	
Oklahoma City	/ Okc Community College	353	4,191,655	4,186,316	4,043,706	12,421,677	192,912	193	26,152	41	219,064	5,273	2	12,197,340	
Vo Tech Total			16,772,665	6,438,104	15,160,361	38,371,130	294,558	299	35,524	66	330,082	5,852	3	38,035,196	
Crutcho #74															
	/ No Spec Dist	074	283,056	379,617	854,221	1,516,894	56,000	56	8,720	9	64,720	20,257	2	1,431,917	
Oklahoma City	/ No Spec Dist	274	208,170	248,131	145,244	601,545	0	0	0	0	0	0	0	601,545	
Midwest City	/ Rose State College	674	705,557	1,728,524	4,597,617	7,031,698	128,926	131	9,000	10	137,926	24,406	4	6,869,366	
Del City	/ Rose State College	774	1,177,400	176,888	163,405	1,517,693	0	0	0	0	0	0	0	1,517,693	
Vo Tech Total			2,374,183	2,533,160	5,760,487	10,667,830	184,926	187	17,720	19	202,646	44,663	6	10,420,521	
Bethany #88															
Bethany	/ Canadian Valley Tech Ctr. #6	588	848,789	877,335	11,019,700	12,745,824	431,000	431	52,000	52	483,000	35,504	4	12,227,320	
Vo Tech Total			848,789	877,335	11,019,700	12,745,824	431,000	431	52,000	52	483,000	35,504	4	12,227,320	
Oklahoma City #89															
	/ Metro Tech Ctr #22	089	339,305	1,185,253	1,814,516	3,339,074	75,000	75	6,162	7	81,162	3,350	1	3,254,562	
	/ Okc Community College	189	1,375,878	165,180	1,574,537	3,115,595	0	0	0	0	0	0	0	3,115,595	
Oklahoma City	/ Metro Tech Ctr #22	200	152,095,978	124,185,743	760,645,354	1,036,927,075	23,673,302	23,776	1,996,992	2,479	25,670,294	3,073,272	304	1,008,183,509	
Oklahoma City	/ Metro Tech Ctr #22	200TF1D	17,228,045	0	11,889,973	29,118,018	1,000	1	0	0	1,000	0	0	29,117,018	
Oklahoma City	/ Metro Tech Ctr #22	200TF2D	4,496,448	0	21,911,697	26,408,145	0	0	0	0	0	0	0	26,408,145	
Oklahoma City	/ Metro Tech Ctr #22	200TF2I	34,166,513	0	67,455,712	101,622,225	58,000	58	5,000	5	63,000	0	0	101,559,225	
Oklahoma City	/ Metro Tech Ctr #22	200TF4D	0	0	20,879	20,879	687	1	0	1	687	0	0	20,192	
Oklahoma City	/ Metro Tech Ctr #22	200TF7D	34,911	0	507,791	542,702	46,462	48	2,110	10	48,572	688	1	493,442	

School	TXD	Personal	Public Service	Real Estate	Total Valuation	Homestead	Count	Addr'l Hmstd	Count	Total Homestead	DAV Exemption	DAV Count	Net Valuation
Oklahoma City / Okc Community College	300	83,493,654	80,735,973	284,722,882	448,952,509	12,102,078	12,136	1,849,807	2,139	13,951,885	1,111,855	162	433,888,769
Oklahoma City / Okc Community College	300TF4D	5,922,929	0	734,100	6,657,029	3,000	3	1,000	1	4,000	0	0	6,653,029
Oklahoma City / Okc Community College	300TF6D	69	0	171,762	171,831	2,000	2	0	0	2,000	0	0	169,831
Choctaw / Metro Tech Ctr #22	489	6,698	88,952	122,051	217,701	14,000	14	1,000	1	15,000	0	0	202,701
Nichols Hills / Metro Tech Ctr #22	500	1,502,443	1,026,979	95,001,606	97,531,028	1,108,000	1,108	18,000	18	1,126,000	234,466	7	96,170,562
Midwest City / Rose State College	589	2,319,696	2,056,920	28,095,083	32,471,699	1,431,015	1,432	194,841	205	1,625,856	385,265	55	30,460,578
The Village / Metro Tech Ctr #22	627	4,755,531	1,201,460	53,590,653	59,547,644	2,258,000	2,258	147,000	147	2,405,000	226,867	21	56,915,777
The Village / Metro Tech Ctr #22	627TF1D	93,726	0	1,215,115	1,308,841	0	0	0	0	0	0	0	1,308,841
Valley Brook / Okc Community College	700	138,400	83,149	1,249,598	1,471,147	99,953	100	14,451	21	114,404	8,201	2	1,348,542
Nicoma Park / Metro Tech Ctr #22	889	120,869	323,330	682,515	1,126,714	59,000	59	7,159	8	66,159	5,399	1	1,055,156
Del City / Rose State College	901	983,159	286,786	4,545,375	5,815,320	224,000	224	25,000	25	249,000	55,824	9	5,510,496
Spencer / Metro Tech Ctr #22	989	779,085	790,575	11,711,793	13,281,453	834,116	836	98,555	112	932,671	243,515	32	12,105,267
Vo Tech Total		309,853,337	212,130,300	1,347,662,992	1,869,646,629	41,989,613	42,131	4,367,077	5,179	46,356,690	5,348,702	595	1,817,941,237
McCloud J.D. #1													
/ Gordon Cooper Tech Ctr. #5	401	36,638	157,805	430,439	624,882	33,000	33	2,020	3	35,020	0	0	589,862
Oklahoma City / Gordon Cooper Tech Ctr. #5	411	86,209	873,171	4,781,248	5,740,628	247,000	247	15,493	17	262,493	51,170	5	5,426,965
Vo Tech Total		122,847	1,030,976	5,211,687	6,365,510	280,000	280	17,513	20	297,513	51,170	5	6,016,827
Moore J.D. #2													
Oklahoma City / Okc Community College	302	5,854,138	2,600,371	39,380,004	47,834,513	1,405,000	1,405	106,000	106	1,511,000	288,760	29	46,034,753
Oklahoma City / Moore Norman Tech Ctr #17	312	1,791,413	931,912	20,249,585	22,972,910	687,000	687	7,000	7	694,000	368,272	25	21,910,638
/ Okc Community College	402	0	0	10,160	10,160	0	0	0	0	0	0	0	10,160
/ Moore Norman Tech Ctr #17	412	0	878	4,512	5,390	0	0	0	0	0	0	0	5,390
Vo Tech Total		7,645,551	3,533,161	59,644,261	70,822,973	2,092,000	2,092	113,000	113	2,205,000	657,032	54	67,960,941
Piedmont J.D. #22													
Oklahoma City / Canadian Valley Tech Ctr. #6	222	193,358	989,925	20,463,681	21,646,964	589,000	589	7,000	7	596,000	195,049	9	20,855,915
/ Canadian Valley Tech Ctr. #6	322	0	638	96,077	96,715	1,000	1	0	0	1,000	0	0	95,715
/ Canadian Valley Tech Ctr. #6	322FD2	2,568	199,903	2,151,252	2,353,723	57,000	57	0	0	57,000	0	0	2,296,723
Vo Tech Total		195,926	1,190,466	22,711,010	24,097,402	647,000	647	7,000	7	654,000	195,049	9	23,248,353
Mustang J.D. #69													
Oklahoma City / Canadian Valley Tech Ctr. #6	269	83,250	402,344	6,830,717	7,316,311	296,000	296	7,000	7	303,000	0	0	7,013,311
/ Canadian Valley Tech Ctr. #6	369	0	761	10,730	11,491	0	0	0	0	0	0	0	11,491
Vo Tech Total		83,250	403,105	6,841,447	7,327,802	296,000	296	7,000	7	303,000	0	0	7,024,802
Grand Total		825,796,573	378,859,225	4,231,912,893	5,436,568,691	120,752,129	120,911	8,099,428	8,982	128,851,557	23,342,283	1,890	5,284,374,851



320 Robert S. Kerr, #313
Oklahoma City, Oklahoma 73102

2008 RealWare Homestead By Vo Tech

Vo Tech	TXD	Personal	Public Service	Real Estate	Total Valuation	Homestead	Count	Add'l Hmstd	Count	Total Homestead	Net Valuation
Gordon Cooper Tech Ctr. #5											
/ Gordon Cooper Tech Ctr. #5	401	36,638	157,805	430,439	624,882	33,000	33	2,020	3	35,020	589,862
Oklahoma City / Gordon Cooper Tech Ctr. #5	411	86,209	873,171	4,781,248	5,740,628	247,000	247	15,493	17	262,493	5,426,965
Vo Tech Total		122,847	1,030,976	5,211,687	6,365,510	280,000	280	17,513	20	297,513	6,016,827
Canadian Valley Tech Ctr. #6											
Oklahoma City / Canadian Valley Tech Ctr. #6	222	193,358	989,925	20,463,681	21,646,964	589,000	589	7,000	7	596,000	20,855,915
Oklahoma City / Canadian Valley Tech Ctr. #6	269	83,250	402,344	6,830,717	7,316,311	296,000	296	7,000	7	303,000	7,013,311
/ Canadian Valley Tech Ctr. #6	322	0	638	96,077	96,715	1,000	1	0	0	1,000	95,715
/ Canadian Valley Tech Ctr. #6	322FD2	2,568	199,903	2,151,252	2,353,723	57,000	57	0	0	57,000	2,296,723
/ Canadian Valley Tech Ctr. #6	369	0	761	10,730	11,491	0	0	0	0	0	11,491
Bethany / Canadian Valley Tech Ctr. #6	588	848,789	877,335	11,019,700	12,745,824	431,000	431	52,000	52	483,000	12,227,320
Vo Tech Total		1,127,965	2,470,906	40,572,157	44,171,028	1,374,000	1,374	66,000	66	1,440,000	42,500,475
Moore Norman Tech Ctr #17											
Oklahoma City / Moore Norman Tech Ctr #17	312	1,791,413	931,912	20,249,585	22,972,910	687,000	687	7,000	7	694,000	21,910,638
/ Moore Norman Tech Ctr #17	412	0	878	4,512	5,390	0	0	0	0	0	5,390
Vo Tech Total		1,791,413	932,790	20,254,097	22,978,300	687,000	687	7,000	7	694,000	21,916,028
Francis Tuttle Tech Ctr #21											
/ Francis Tuttle Tech Ctr #21	012	1,301,335	1,089,537	6,434,489	8,825,361	160,000	160	2,000	2	162,000	8,623,597
/ Francis Tuttle Tech Ctr #21	012FD2	17,601	233,879	2,324,961	2,576,441	30,000	30	0	0	30,000	2,546,441
/ Francis Tuttle Tech Ctr #21	037	229,527	39,071	308,979	577,577	2,000	2	0	0	2,000	575,577
/ Francis Tuttle Tech Ctr #21	041	0	0	2,006	2,006	0	0	0	0	0	2,006
/ Francis Tuttle Tech Ctr #21	101	774,240	313,295	2,307,267	3,394,802	5,000	5	0	0	5,000	3,389,802
/ Francis Tuttle Tech Ctr #21	106	698,019	594,511	16,338,212	17,630,742	314,000	314	2,000	2	316,000	17,271,952
/ Francis Tuttle Tech Ctr #21	106FD2	1,986,220	2,383,795	29,615,586	33,985,601	505,000	505	4,000	4	509,000	33,369,411
/ Francis Tuttle Tech Ctr #21	112	254,129	1,123,877	6,329,854	7,707,860	112,583	113	12,681	15	125,264	7,563,418
Oklahoma City / Francis Tuttle Tech Ctr #21	206	1,541,498	4,497,563	97,162,300	103,201,361	1,351,000	1,351	12,000	12	1,363,000	101,459,064
Oklahoma City / Francis Tuttle Tech Ctr #21	212	49,623,939	11,824,417	444,869,133	506,317,489	7,357,000	7,357	99,000	99	7,456,000	496,855,208
Oklahoma City / Francis Tuttle Tech Ctr #21	237	11,102,420	1,438,974	18,757,155	31,298,549	782,000	782	82,776	84	864,776	30,240,932
Oklahoma City / Francis Tuttle Tech Ctr #21	501	109,896,095	26,303,312	610,456,203	746,655,610	17,109,000	17,109	643,796	644	17,752,796	726,119,014
Oklahoma City / Francis Tuttle Tech Ctr #21	501TF4D	346,151	0	1,517,248	1,863,399	5,000	5	0	0	5,000	1,858,399
Edmond / Francis Tuttle Tech Ctr #21	512	45,902,638	12,296,722	639,197,574	697,396,934	14,511,000	14,511	344,000	344	14,855,000	680,562,211
Oklahoma City / Francis Tuttle Tech Ctr #21	541	20,418,949	2,939,100	31,956,876	55,314,925	652,000	652	51,000	51	703,000	54,548,849
Bethany / Francis Tuttle Tech Ctr #21	581	3,516,382	3,265,694	66,506,712	73,288,788	3,243,000	3,243	265,825	266	3,508,825	69,397,505

<i>Vo Tech</i>	<i>TXD</i>	<i>Personal</i>	<i>Public Service</i>	<i>Real Estate</i>	<i>Total Valuation</i>	<i>Homestead</i>	<i>Count</i>	<i>Add'l Hmstd</i>	<i>Count</i>	<i>Total Homestead</i>	<i>Net Valuation</i>
Warr Acres / Francis Tuttle Tech Ctr #21	601	9,350,488	1,654,865	47,553,693	58,559,046	1,921,000	1,921	169,902	170	2,090,902	56,233,656
Edmond / Francis Tuttle Tech Ctr #21	606	16,658	141,371	11,061,631	11,219,660	206,000	206	0	0	206,000	10,945,961
Edmond / Francis Tuttle Tech Ctr #21	612	388,341	654,010	21,635,069	22,677,420	280,533	281	3,888	5	284,421	22,344,006
Lake Aluma / Francis Tuttle Tech Ctr #21	637	100	637	2,124,249	2,124,986	24,000	24	0	0	24,000	2,100,986
Woodlawn Park / Francis Tuttle Tech Ctr #21	701	772,026	88,070	1,248,854	2,108,950	54,000	54	2,000	2	56,000	2,041,382
Oklahoma City / Francis Tuttle Tech Ctr #21	712	12,669	0	1,599,702	1,612,371	50,000	50	1,000	1	51,000	1,561,371
Forest Park / Francis Tuttle Tech Ctr #21	837	5,982	28,037	682,564	716,583	27,000	27	0	0	27,000	689,583
Vo Tech Total		258,155,407	70,910,737	2,059,990,317	2,389,056,461	48,701,116	48,702	1,695,868	1,701	50,396,984	2,330,300,331
Metro Tech Ctr #22											
/ Metro Tech Ctr #22	053	0	0	0	0	0	0	0	0	0	0
/ Metro Tech Ctr #22	089	339,305	1,185,253	1,814,516	3,339,074	75,000	75	6,162	7	81,162	3,254,562
Oklahoma City / Metro Tech Ctr #22	200	152,095,978	124,185,743	760,645,354	1,036,927,075	23,673,302	23,776	1,996,992	2,479	25,670,294	1,008,183,509
Oklahoma City / Metro Tech Ctr #22	200TF1D	17,228,045	0	11,889,973	29,118,018	1,000	1	0	0	1,000	29,117,018
Oklahoma City / Metro Tech Ctr #22	200TF2D	4,496,448	0	21,911,697	26,408,145	0	0	0	0	0	26,408,145
Oklahoma City / Metro Tech Ctr #22	200TF2I	34,166,513	0	67,455,712	101,622,225	58,000	58	5,000	5	63,000	101,559,225
Oklahoma City / Metro Tech Ctr #22	200TF4D	0	0	20,879	20,879	687	1	0	1	687	20,192
Oklahoma City / Metro Tech Ctr #22	200TF7D	34,911	0	507,791	542,702	46,462	48	2,110	10	48,572	493,442
Oklahoma City / Metro Tech Ctr #22	253	12,581,010	2,251,788	11,116,655	25,949,453	101,646	106	9,372	25	111,018	25,837,856
Choctaw / Metro Tech Ctr #22	489	6,698	88,952	122,051	217,701	14,000	14	1,000	1	15,000	202,701
Nichols Hills / Metro Tech Ctr #22	500	1,502,443	1,026,979	95,001,606	97,531,028	1,108,000	1,108	18,000	18	1,126,000	96,170,562
The Village / Metro Tech Ctr #22	627	4,755,531	1,201,460	53,590,653	59,547,644	2,258,000	2,258	147,000	147	2,405,000	56,915,777
The Village / Metro Tech Ctr #22	627TF1D	93,726	0	1,215,115	1,308,841	0	0	0	0	0	1,308,841
Nicom Park / Metro Tech Ctr #22	889	120,869	323,330	682,515	1,126,714	59,000	59	7,159	8	66,159	1,055,156
Spencer / Metro Tech Ctr #22	989	779,085	790,575	11,711,793	13,281,453	834,116	836	98,555	112	932,671	12,105,267
Vo Tech Total		228,200,562	131,054,080	1,037,686,310	1,396,940,952	28,229,213	28,340	2,291,350	2,813	30,520,563	1,362,632,253
Eastern Ok Co Tech Ctr #23											
/ Eastern Ok Co Tech Ctr #23	003	57,323	966,283	5,691,448	6,715,054	123,000	123	5,000	5	128,000	6,548,541
/ Eastern Ok Co Tech Ctr #23	103	44,474,143	2,089,281	6,143,642	52,707,066	257,541	259	12,000	12	269,541	52,385,657
/ Eastern Ok Co Tech Ctr #23	103FD1	72,276	85,660	1,767,778	1,925,714	125,629	126	5,908	6	131,537	1,778,397
/ Eastern Ok Co Tech Ctr #23	104	818,078	1,716,730	15,377,900	17,912,708	719,000	719	29,524	31	748,524	16,843,665
/ Eastern Ok Co Tech Ctr #23	107	2,229,392	20,212,878	13,630,728	36,072,998	682,120	683	37,162	39	719,282	35,060,661
/ Eastern Ok Co Tech Ctr #23	107FD1	79,715	78,531	4,193,395	4,351,641	246,936	247	9,000	9	255,936	4,062,554
/ Eastern Ok Co Tech Ctr #23	109	2,564,971	635,606	3,656,307	6,856,884	132,000	132	6,000	6	138,000	6,701,745
/ Eastern Ok Co Tech Ctr #23	109FD1	16,066	64,993	998,687	1,079,746	58,000	58	3,000	3	61,000	998,732
Oklahoma City / Eastern Ok Co Tech Ctr #23	203	82,003	388,976	2,884,578	3,355,557	143,723	144	8,000	8	151,723	3,130,775
Oklahoma City / Eastern Ok Co Tech Ctr #23	204	648,121	1,101,295	16,845,150	18,594,566	657,000	657	22,510	23	679,510	17,624,553

<i>Vo Tech</i>	<i>TXD</i>	<i>Personal</i>	<i>Public Service</i>	<i>Real Estate</i>	<i>Total Valuation</i>	<i>Homestead</i>	<i>Count</i>	<i>Add'l Hmstd</i>	<i>Count</i>	<i>Total Homestead</i>	<i>Net Valuation</i>
Oklahoma City / Eastern Ok Co Tech Ctr #23	207	34,575	329,061	2,726,129	3,089,765	135,000	135	3,000	3	138,000	2,875,864
Oklahoma City / Eastern Ok Co Tech Ctr #23	209	183,421	887,522	8,861,005	9,931,948	405,543	406	13,575	15	419,118	9,448,204
Choctaw / Eastern Ok Co Tech Ctr #23	309	16,779	104,284	1,318,031	1,439,094	94,000	94	11,000	11	105,000	1,296,705
Edmond / Eastern Ok Co Tech Ctr #23	403	17,316	1,526,888	343,274	1,887,478	9,000	9	1,000	1	10,000	1,877,478
Luther / Eastern Ok Co Tech Ctr #23	503	939,941	546,854	3,465,768	4,952,563	205,866	208	19,330	24	225,196	4,693,060
Choctaw / Eastern Ok Co Tech Ctr #23	504	2,334,078	4,035,984	57,134,669	63,504,731	2,407,862	2,408	113,500	116	2,521,362	60,216,359
Harrah / Eastern Ok Co Tech Ctr #23	507	830,620	1,153,122	16,970,833	18,954,575	739,511	740	45,243	47	784,754	18,025,235
Jones / Eastern Ok Co Tech Ctr #23	509	419,166	652,881	8,730,946	9,802,993	472,442	473	58,812	60	531,254	9,133,910
Edmond / Eastern Ok Co Tech Ctr #23	603	0	515	169,484	169,999	4,000	4	0	0	4,000	165,999
Edmond / Eastern Ok Co Tech Ctr #23	609	1,104	15,946	1,067,550	1,084,600	18,000	18	0	0	18,000	1,057,958
Luther / Eastern Ok Co Tech Ctr #23	703	3,469	85,496	221,728	310,693	4,000	4	0	0	4,000	306,693
Harrah / Eastern Ok Co Tech Ctr #23	704	52,451	313,774	5,649,208	6,015,433	295,121	296	12,000	13	307,121	5,524,060
Nicoma Park / Eastern Ok Co Tech Ctr #23	904	753,607	898,239	7,478,424	9,130,270	418,000	418	42,115	43	460,115	8,587,489
Vo Tech Total		56,628,615	37,890,799	185,326,662	279,846,076	8,353,294	8,361	457,679	475	8,810,973	268,344,294
Rose State College											
/ Rose State College	052	976,642	390,238	1,898,874	3,265,754	47,000	47	1,000	1	48,000	3,217,754
Oklahoma City / Rose State College	252	37,818,651	10,391,670	107,742,645	155,952,966	3,000,851	3,002	135,610	146	3,136,461	151,205,819
Midwest City / Rose State College	552	24,270,192	7,027,153	154,174,279	185,471,624	6,430,000	6,430	515,411	516	6,945,411	176,358,248
Midwest City / Rose State College	552TF1D	9,302,040	0	1,014,757	10,316,797	0	0	0	0	0	10,316,797
Midwest City / Rose State College	589	2,319,696	2,056,920	28,095,083	32,471,699	1,431,015	1,432	194,841	205	1,625,856	30,460,578
Midwest City / Rose State College	604	465,310	1,288,271	46,468,829	48,222,410	1,753,000	1,753	68,551	69	1,821,551	45,465,609
Del City / Rose State College	652	8,072,692	3,733,316	73,435,731	85,241,739	4,130,000	4,130	462,475	463	4,592,475	79,706,013
Smith Village / Rose State College	653	2,081	130,723	219,199	352,003	15,000	15	3,000	3	18,000	317,398
Midwest City / Rose State College	674	705,557	1,728,524	4,597,617	7,031,698	128,926	131	9,000	10	137,926	6,869,366
Del City / Rose State College	774	1,177,400	176,888	163,405	1,517,693	0	0	0	0	0	1,517,693
Forest Park / Rose State College	852	158,201	229,661	7,418,947	7,806,809	311,000	311	19,000	19	330,000	7,325,799
Del City / Rose State College	901	983,159	286,786	4,545,375	5,815,320	224,000	224	25,000	25	249,000	5,510,496
Vo Tech Total		86,251,621	27,440,150	429,774,741	543,466,512	17,470,792	17,475	1,433,888	1,457	18,904,680	518,271,570
Okc Community College											
/ Okc Community College	141	6,204	0	262,033	268,237	5,000	5	0	0	5,000	263,237
/ Okc Community College	189	1,375,878	165,180	1,574,537	3,115,595	0	0	0	0	0	3,115,595
Oklahoma City / Okc Community College	300	83,493,654	80,735,973	284,722,882	448,952,509	12,102,078	12,136	1,849,807	2,139	13,951,885	433,888,769
Oklahoma City / Okc Community College	300TF4D	5,922,929	0	734,100	6,657,029	3,000	3	1,000	1	4,000	6,653,029
Oklahoma City / Okc Community College	300TF6D	69	0	171,762	171,831	2,000	2	0	0	2,000	169,831
Oklahoma City / Okc Community College	302	5,854,138	2,600,371	39,380,004	47,834,513	1,405,000	1,405	106,000	106	1,511,000	46,034,753
Oklahoma City / Okc Community College	341	81,310,624	17,496,491	72,931,988	171,739,103	1,305,771	1,307	123,000	125	1,428,771	170,200,104

<i>Vo Tech</i>	<i>TXD</i>	<i>Personal</i>	<i>Public Service</i>	<i>Real Estate</i>	<i>Total Valuation</i>	<i>Homestead</i>	<i>Count</i>	<i>Addr'l Hmstd</i>	<i>Count</i>	<i>Total Homestead</i>	<i>Net Valuation</i>
Oklahoma City / Okc Community College	353	4,191,655	4,186,316	4,043,706	12,421,677	192,912	193	26,152	41	219,064	12,197,340
/ Okc Community College	402	0	0	10,160	10,160	0	0	0	0	0	10,160
Valley Brook / Okc Community College	700	138,400	83,149	1,249,598	1,471,147	99,953	100	14,451	21	114,404	1,348,542
Vo Tech Total		182,293,551	105,267,480	405,080,770	692,641,801	15,115,714	15,151	2,120,410	2,433	17,236,124	673,881,360
No Spec Dist											
/ No Spec Dist	029	7,788	0	219,140	226,928	3,000	3	1,000	1	4,000	222,928
/ No Spec Dist	074	283,056	379,617	854,221	1,516,894	56,000	56	8,720	9	64,720	1,431,917
Oklahoma City / No Spec Dist	229	10,725,578	1,233,559	46,797,547	58,756,684	482,000	482	0	0	482,000	58,255,323
Oklahoma City / No Spec Dist	274	208,170	248,131	145,244	601,545	0	0	0	0	0	601,545
Vo Tech Total		11,224,592	1,861,307	48,016,152	61,102,051	541,000	541	9,720	10	550,720	60,511,713
Grand Total		825,796,573	378,859,225	4,231,912,893	5,436,568,691	120,752,129	120,911	8,099,428	8,982	128,851,557	5,284,374,851



320 Robert S. Kerr, #313
Oklahoma City, Oklahoma 73102

2008 RealWare Homestead By City

City	TXD	Personal	Public Service	Real Estate	Total Valuation	Homestead	Count	Add'l Hmstd	Count	Total Homestead	DAV Exemption	DAV Count	Net Valuation
Luther #3 - I89 / Eastern Ok Co Tech Ctr #23	003	57,323	966,283	5,691,448	6,715,054	123,000	123	5,000	5	128,000	38,513	3	6,548,541
Edmond #12 / Francis Tuttle Tech Ctr #21	012	1,301,335	1,089,537	6,434,489	8,825,361	160,000	160	2,000	2	162,000	39,764	2	8,623,597
Edmond #12 / Francis Tuttle Tech Ctr #21	012FD2	17,601	233,879	2,324,961	2,576,441	30,000	30	0	0	30,000	0	0	2,546,441
Oakdale #29 / No Spec Dist	029	7,788	0	219,140	226,928	3,000	3	1,000	1	4,000	0	0	222,928
Millwood #37 / Francis Tuttle Tech Ctr #21	037	229,527	39,071	308,979	577,577	2,000	2	0	0	2,000	0	0	575,577
Western Heights #41 / Francis Tuttle Tech Ctr #21	041	0	0	2,006	2,006	0	0	0	0	0	0	0	2,006
Mid-Del #52 / Rose State College	052	976,642	390,238	1,898,874	3,265,754	47,000	47	1,000	1	48,000	0	0	3,217,754
Crooked Oak #53 / Metro Tech Ctr #22	053	0	0	0	0	0	0	0	0	0	0	0	0
Crutcho #74 / No Spec Dist	074	283,056	379,617	854,221	1,516,894	56,000	56	8,720	9	64,720	20,257	2	1,431,917
Oklahoma City #89 / Metro Tech Ctr #22	089	339,305	1,185,253	1,814,516	3,339,074	75,000	75	6,162	7	81,162	3,350	1	3,254,562
Putnam City #1 / Francis Tuttle Tech Ctr #21	101	774,240	313,295	2,307,267	3,394,802	5,000	5	0	0	5,000	0	0	3,389,802
Luther #3 / Eastern Ok Co Tech Ctr #23	103	44,474,143	2,089,281	6,143,642	52,707,066	257,541	259	12,000	12	269,541	51,868	4	52,385,657
Luther #3 / Eastern Ok Co Tech Ctr #23	103FD1	72,276	85,660	1,767,778	1,925,714	125,629	126	5,908	6	131,537	15,780	1	1,778,397
Choctaw #4 / Eastern Ok Co Tech Ctr #23	104	818,078	1,716,730	15,377,900	17,912,708	719,000	719	29,524	31	748,524	320,519	21	16,843,665
Deer Creek #6 / Francis Tuttle Tech Ctr #21	106	698,019	594,511	16,338,212	17,630,742	314,000	314	2,000	2	316,000	42,790	2	17,271,952
Deer Creek #6 / Francis Tuttle Tech Ctr #21	106FD2	1,986,220	2,383,795	29,615,586	33,985,601	505,000	505	4,000	4	509,000	107,190	3	33,369,411
Harrah #7 / Eastern Ok Co Tech Ctr #23	107	2,229,392	20,212,878	13,630,728	36,072,998	682,120	683	37,162	39	719,282	293,055	24	35,060,661
Harrah #7 / Eastern Ok Co Tech Ctr #23	107FD1	79,715	78,531	4,193,395	4,351,641	246,936	247	9,000	9	255,936	33,151	4	4,062,554
Jones #9 / Eastern Ok Co Tech Ctr #23	109	2,564,971	635,606	3,656,307	6,856,884	132,000	132	6,000	6	138,000	17,139	1	6,701,745
Jones #9 / Eastern Ok Co Tech Ctr #23	109FD1	16,066	64,993	998,687	1,079,746	58,000	58	3,000	3	61,000	20,014	2	998,732
Edmond #12 - I89 / Francis Tuttle Tech Ctr #21	112	254,129	1,123,877	6,329,854	7,707,860	112,583	113	12,681	15	125,264	19,178	2	7,563,418
Western Heights #41 / Okc Community College	141	6,204	0	262,033	268,237	5,000	5	0	0	5,000	0	0	263,237
Oklahoma City #89 / Okc Community College	189	1,375,878	165,180	1,574,537	3,115,595	0	0	0	0	0	0	0	3,115,595
Piedmont J.D. #22 / Canadian Valley Tech Ctr. #6	322	0	638	96,077	96,715	1,000	1	0	0	1,000	0	0	95,715
Piedmont J.D. #22 / Canadian Valley Tech Ctr. #6	322FD2	2,568	199,903	2,151,252	2,353,723	57,000	57	0	0	57,000	0	0	2,296,723
Mustang J.D. #69 / Canadian Valley Tech Ctr. #6	369	0	761	10,730	11,491	0	0	0	0	0	0	0	11,491
McLoud J.D. #1 / Gordon Cooper Tech Ctr. #5	401	36,638	157,805	430,439	624,882	33,000	33	2,020	3	35,020	0	0	589,862
Moore J.D. #2 / Okc Community College	402	0	0	10,160	10,160	0	0	0	0	0	0	0	10,160
Moore J.D. #2 / Moore Norman Tech Ctr #17	412	0	878	4,512	5,390	0	0	0	0	0	0	0	5,390
City Total		58,601,114	34,108,200	124,447,730	217,157,044	3,749,809	3,753	147,177	155	3,896,986	1,022,568	72	212,237,490
Bethany													

City		TXD	Personal	Public Service	Real Estate	Total Valuation	Homestead	Count	Addr'l Hmstd	Count	Total Homestead	DAV Exemption	DAV Count	Net Valuation	
Putnam City #1	/ Francis Tuttle Tech Ctr #21	581	3,516,382	3,265,694	66,506,712	73,288,788	3,243,000	3,243	265,825	266	3,508,825	382,458	40	69,397,505	
Bethany #88	/ Canadian Valley Tech Ctr. #6	588	848,789	877,335	11,019,700	12,745,824	431,000	431	52,000	52	483,000	35,504	4	12,227,320	
City Total			4,365,171	4,143,029	77,526,412	86,034,612	3,674,000	3,674	317,825	318	3,991,825	417,962	44	81,624,825	
Choctaw															
Jones #9	/ Eastern Ok Co Tech Ctr #23	309	16,779	104,284	1,318,031	1,439,094	94,000	94	11,000	11	105,000	37,389	3	1,296,705	
Oklahoma City #89	/ Metro Tech Ctr #22	489	6,698	88,952	122,051	217,701	14,000	14	1,000	1	15,000	0	0	202,701	
Choctaw #4	/ Eastern Ok Co Tech Ctr #23	504	2,334,078	4,035,984	57,134,669	63,504,731	2,407,862	2,408	113,500	116	2,521,362	767,010	52	60,216,359	
City Total			2,357,555	4,229,220	58,574,751	65,161,526	2,515,862	2,516	125,500	128	2,641,362	804,399	55	61,715,765	
Del City															
Mid-Del #52	/ Rose State College	652	8,072,692	3,733,316	73,435,731	85,241,739	4,130,000	4,130	462,475	463	4,592,475	943,251	111	79,706,013	
Crutcho #74	/ Rose State College	774	1,177,400	176,888	163,405	1,517,693	0	0	0	0	0	0	0	1,517,693	
Oklahoma City #89	/ Rose State College	901	983,159	286,786	4,545,375	5,815,320	224,000	224	25,000	25	249,000	55,824	9	5,510,496	
City Total			10,233,251	4,196,990	78,144,511	92,574,752	4,354,000	4,354	487,475	488	4,841,475	999,075	120	86,734,202	
Edmond															
Luther #3 - 189	/ Eastern Ok Co Tech Ctr #23	403	17,316	1,526,888	343,274	1,887,478	9,000	9	1,000	1	10,000	0	0	1,877,478	
Edmond #12	/ Francis Tuttle Tech Ctr #21	512	45,902,638	12,296,722	639,197,574	697,396,934	14,511,000	14,511	344,000	344	14,855,000	1,979,723	102	680,562,211	
Luther #3	/ Eastern Ok Co Tech Ctr #23	603	0	515	169,484	169,999	4,000	4	0	0	4,000	0	0	165,999	
Deer Creek #6	/ Francis Tuttle Tech Ctr #21	606	16,658	141,371	11,061,631	11,219,660	206,000	206	0	0	206,000	67,699	3	10,945,961	
Jones #9	/ Eastern Ok Co Tech Ctr #23	609	1,104	15,946	1,067,550	1,084,600	18,000	18	0	0	18,000	8,642	1	1,057,958	
Edmond #12 - 189	/ Francis Tuttle Tech Ctr #21	612	388,341	654,010	21,635,069	22,677,420	280,533	281	3,888	5	284,421	48,993	2	22,344,006	
City Total			46,326,057	14,635,452	673,474,582	734,436,091	15,028,533	15,029	348,888	350	15,377,421	2,105,057	108	716,953,613	
Forest Park															
Millwood #37	/ Francis Tuttle Tech Ctr #21	837	5,982	28,037	682,564	716,583	27,000	27	0	0	27,000	0	0	689,583	
Mid-Del #52	/ Rose State College	852	158,201	229,661	7,418,947	7,806,809	311,000	311	19,000	19	330,000	151,010	9	7,325,799	
City Total			164,183	257,698	8,101,511	8,523,392	338,000	338	19,000	19	357,000	151,010	9	8,015,382	
Harrah															
Harrah #7	/ Eastern Ok Co Tech Ctr #23	507	830,620	1,153,122	16,970,833	18,954,575	739,511	740	45,243	47	784,754	144,586	15	18,025,235	
Choctaw #4	/ Eastern Ok Co Tech Ctr #23	704	52,451	313,774	5,649,208	6,015,433	295,121	296	12,000	13	307,121	184,252	14	5,524,060	
City Total			883,071	1,466,896	22,620,041	24,970,008	1,034,632	1,036	57,243	60	1,091,875	328,838	29	23,549,295	
Jones															
Jones #9	/ Eastern Ok Co Tech Ctr #23	509	419,166	652,881	8,730,946	9,802,993	472,442	473	58,812	60	531,254	137,829	11	9,133,910	
City Total			419,166	652,881	8,730,946	9,802,993	472,442	473	58,812	60	531,254	137,829	11	9,133,910	
Lake Aluma															
Millwood #37	/ Francis Tuttle Tech Ctr #21	637	100	637	2,124,249	2,124,986	24,000	24	0	0	24,000	0	0	2,100,986	
City Total			100	637	2,124,249	2,124,986	24,000	24	0	0	24,000	0	0	2,100,986	
Luther															
Luther #3	/ Eastern Ok Co Tech Ctr #23	503	939,941	546,854	3,465,768	4,952,563	205,866	208	19,330	24	225,196	34,307	4	4,693,060	

City	TXD	Personal	Public Service	Real Estate	Total Valuation	Homestead	Count	Addr'l Hmstd	Count	Total Homestead	DAV Exemption	DAV Count	Net Valuation
Luther #3 - 189 / Eastern Ok Co Tech Ctr #23	703	3,469	85,496	221,728	310,693	4,000	4	0	0	4,000	0	0	306,693
City Total		943,410	632,350	3,687,496	5,263,256	209,866	212	19,330	24	229,196	34,307	4	4,999,753
Midwest City													
Mid-Del #52 / Rose State College	552	24,270,192	7,027,153	154,174,279	185,471,624	6,430,000	6,430	515,411	516	6,945,411	2,167,965	197	176,358,248
Mid-Del #52 / Rose State College	552TF1D	9,302,040	0	1,014,757	10,316,797	0	0	0	0	0	0	0	10,316,797
Oklahoma City #89 / Rose State College	589	2,319,696	2,056,920	28,095,083	32,471,699	1,431,015	1,432	194,841	205	1,625,856	385,265	55	30,460,578
Choctaw #4 / Rose State College	604	465,310	1,288,271	46,468,829	48,222,410	1,753,000	1,753	68,551	69	1,821,551	935,250	59	45,465,609
Crutcho #74 / Rose State College	674	705,557	1,728,524	4,597,617	7,031,698	128,926	131	9,000	10	137,926	24,406	4	6,869,366
City Total		37,062,795	12,100,868	234,350,565	283,514,228	9,742,941	9,746	787,803	800	10,530,744	3,512,886	315	269,470,598
Nichols Hills													
Oklahoma City #89 / Metro Tech Ctr #22	500	1,502,443	1,026,979	95,001,606	97,531,028	1,108,000	1,108	18,000	18	1,126,000	234,466	7	96,170,562
City Total		1,502,443	1,026,979	95,001,606	97,531,028	1,108,000	1,108	18,000	18	1,126,000	234,466	7	96,170,562
Nicoma Park													
Oklahoma City #89 / Metro Tech Ctr #22	889	120,869	323,330	682,515	1,126,714	59,000	59	7,159	8	66,159	5,399	1	1,055,156
Choctaw #4 / Eastern Ok Co Tech Ctr #23	904	753,607	898,239	7,478,424	9,130,270	418,000	418	42,115	43	460,115	82,666	9	8,587,489
City Total		874,476	1,221,569	8,160,939	10,256,984	477,000	477	49,274	51	526,274	88,065	10	9,642,645
Oklahoma City													
Oklahoma City #89 / Metro Tech Ctr #22	200	152,095,978	124,185,743	760,645,354	1,036,927,075	23,673,302	23,776	1,996,992	2,479	25,670,294	3,073,272	304	1,008,183,509
Oklahoma City #89 / Metro Tech Ctr #22	200TF1D	17,228,045	0	11,889,973	29,118,018	1,000	1	0	0	1,000	0	0	29,117,018
Oklahoma City #89 / Metro Tech Ctr #22	200TF2D	4,496,448	0	21,911,697	26,408,145	0	0	0	0	0	0	0	26,408,145
Oklahoma City #89 / Metro Tech Ctr #22	200TF2I	34,166,513	0	67,455,712	101,622,225	58,000	58	5,000	5	63,000	0	0	101,559,225
Oklahoma City #89 / Metro Tech Ctr #22	200TF4D	0	0	20,879	20,879	687	1	0	1	687	0	0	20,192
Oklahoma City #89 / Metro Tech Ctr #22	200TF7D	34,911	0	507,791	542,702	46,462	48	2,110	10	48,572	688	1	493,442
Luther #3 / Eastern Ok Co Tech Ctr #23	203	82,003	388,976	2,884,578	3,355,557	143,723	144	8,000	8	151,723	73,059	5	3,130,775
Choctaw #4 / Eastern Ok Co Tech Ctr #23	204	648,121	1,101,295	16,845,150	18,594,566	657,000	657	22,510	23	679,510	290,503	15	17,624,553
Deer Creek #6 / Francis Tuttle Tech Ctr #21	206	1,541,498	4,497,563	97,162,300	103,201,361	1,351,000	1,351	12,000	12	1,363,000	379,297	16	101,459,064
Harrah #7 / Eastern Ok Co Tech Ctr #23	207	34,575	329,061	2,726,129	3,089,765	135,000	135	3,000	3	138,000	75,901	6	2,875,864
Jones #9 / Eastern Ok Co Tech Ctr #23	209	183,421	887,522	8,861,005	9,931,948	405,543	406	13,575	15	419,118	64,626	6	9,448,204
Edmond #12 / Francis Tuttle Tech Ctr #21	212	49,623,939	11,824,417	444,869,133	506,317,489	7,357,000	7,357	99,000	99	7,456,000	2,006,281	92	496,855,208
Piedmont J.D. #22 / Canadian Valley Tech Ctr. #6	222	193,358	989,925	20,463,681	21,646,964	589,000	589	7,000	7	596,000	195,049	9	20,855,915
Oakdale #29 / No Spec Dist	229	10,725,578	1,233,559	46,797,547	58,756,684	482,000	482	0	0	482,000	19,361	1	58,255,323
Millwood #37 / Francis Tuttle Tech Ctr #21	237	11,102,420	1,438,974	18,757,155	31,298,549	782,000	782	82,776	84	864,776	192,841	18	30,240,932
Mid-Del #52 / Rose State College	252	37,818,651	10,391,670	107,742,645	155,952,966	3,000,851	3,002	135,610	146	3,136,461	1,610,686	117	151,205,819
Crooked Oak #53 / Metro Tech Ctr #22	253	12,581,010	2,251,788	11,116,655	25,949,453	101,646	106	9,372	25	111,018	579	1	25,837,856
Mustang J.D. #69 / Canadian Valley Tech Ctr. #6	269	83,250	402,344	6,830,717	7,316,311	296,000	296	7,000	7	303,000	0	0	7,013,311
Crutcho #74 / No Spec Dist	274	208,170	248,131	145,244	601,545	0	0	0	0	0	0	0	601,545

City	TXD	Personal	Public Service	Real Estate	Total Valuation	Homestead	Count	Addr'l Hmstd	Count	Total Homestead	DAV Exemption	DAV Count	Net Valuation
Oklahoma City #89 / Okc Community College	300	83,493,654	80,735,973	284,722,882	448,952,509	12,102,078	12,136	1,849,807	2,139	13,951,885	1,111,855	162	433,888,769
Oklahoma City #89 / Okc Community College	300TF4D	5,922,929	0	734,100	6,657,029	3,000	3	1,000	1	4,000	0	0	6,653,029
Oklahoma City #89 / Okc Community College	300TF6D	69	0	171,762	171,831	2,000	2	0	0	2,000	0	0	169,831
Moore J.D. #2 / Okc Community College	302	5,854,138	2,600,371	39,380,004	47,834,513	1,405,000	1,405	106,000	106	1,511,000	288,760	29	46,034,753
Moore J.D. #2 / Moore Norman Tech Ctr #17	312	1,791,413	931,912	20,249,585	22,972,910	687,000	687	7,000	7	694,000	368,272	25	21,910,638
Western Heights #41 / Okc Community College	341	81,310,624	17,496,491	72,931,988	171,739,103	1,305,771	1,307	123,000	125	1,428,771	110,228	14	170,200,104
Crooked Oak #53 / Okc Community College	353	4,191,655	4,186,316	4,043,706	12,421,677	192,912	193	26,152	41	219,064	5,273	2	12,197,340
McCloud J.D. #1 / Gordon Cooper Tech Ctr. #5	411	86,209	873,171	4,781,248	5,740,628	247,000	247	15,493	17	262,493	51,170	5	5,426,965
Putnam City #1 / Francis Tuttle Tech Ctr #21	501	109,896,095	26,303,312	610,456,203	746,655,610	17,109,000	17,109	643,796	644	17,752,796	2,783,800	195	726,119,014
Putnam City #1 / Francis Tuttle Tech Ctr #21	501TF4D	346,151	0	1,517,248	1,863,399	5,000	5	0	0	5,000	0	0	1,858,399
Western Heights #41 / Francis Tuttle Tech Ctr #21	541	20,418,949	2,939,100	31,956,876	55,314,925	652,000	652	51,000	51	703,000	63,076	7	54,548,849
Edmond #12 - I89 / Francis Tuttle Tech Ctr #21	712	12,669	0	1,599,702	1,612,371	50,000	50	1,000	1	51,000	0	0	1,561,371
City Total		646,172,444	296,237,614	2,720,178,649	3,662,588,707	72,840,975	72,987	5,228,193	6,056	78,069,168	12,764,577	1,030	3,571,754,962
Smith Village													
Mid-Del #52 / Rose State College	653	2,081	130,723	219,199	352,003	15,000	15	3,000	3	18,000	16,605	2	317,398
City Total		2,081	130,723	219,199	352,003	15,000	15	3,000	3	18,000	16,605	2	317,398
Spencer													
Oklahoma City #89 / Metro Tech Ctr #22	989	779,085	790,575	11,711,793	13,281,453	834,116	836	98,555	112	932,671	243,515	32	12,105,267
City Total		779,085	790,575	11,711,793	13,281,453	834,116	836	98,555	112	932,671	243,515	32	12,105,267
The Village													
Oklahoma City #89 / Metro Tech Ctr #22	627	4,755,531	1,201,460	53,590,653	59,547,644	2,258,000	2,258	147,000	147	2,405,000	226,867	21	56,915,777
Oklahoma City #89 / Metro Tech Ctr #22	627TF1D	93,726	0	1,215,115	1,308,841	0	0	0	0	0	0	0	1,308,841
City Total		4,849,257	1,201,460	54,805,768	60,856,485	2,258,000	2,258	147,000	147	2,405,000	226,867	21	58,224,618
Valley Brook													
Oklahoma City #89 / Okc Community College	700	138,400	83,149	1,249,598	1,471,147	99,953	100	14,451	21	114,404	8,201	2	1,348,542
City Total		138,400	83,149	1,249,598	1,471,147	99,953	100	14,451	21	114,404	8,201	2	1,348,542
Warr Acres													
Putnam City #1 / Francis Tuttle Tech Ctr #21	601	9,350,488	1,654,865	47,553,693	58,559,046	1,921,000	1,921	169,902	170	2,090,902	234,488	18	56,233,656
City Total		9,350,488	1,654,865	47,553,693	58,559,046	1,921,000	1,921	169,902	170	2,090,902	234,488	18	56,233,656
Woodlawn Park													
Putnam City #1 / Francis Tuttle Tech Ctr #21	701	772,026	88,070	1,248,854	2,108,950	54,000	54	2,000	2	56,000	11,568	1	2,041,382
City Total		772,026	88,070	1,248,854	2,108,950	54,000	54	2,000	2	56,000	11,568	1	2,041,382
Grand Total		825,796,573	378,859,225	4,231,912,893	5,436,568,691	120,752,129	120,911	8,099,428	8,982	128,851,557	23,342,283	1,890	5,284,374,851



320 Robert S. Kerr, #313
Oklahoma City, Oklahoma 73102

2008 RealWare Homestead By Tax District

TXD	Total Exemptions	Personal	Public Service	Real Estate	Total Valuation	Homestead	Count	Add'l Hmstd	Count	Total Homestead	DAV Exemption	DAV Count	Net Valuation
003	166,513	57,323	966,283	5,691,448	6,715,054	123,000	123	5,000	5	128,000	38,513	3	6,548,541
012	201,764	1,301,335	1,089,537	6,434,489	8,825,361	160,000	160	2,000	2	162,000	39,764	2	8,623,597
012FD2	30,000	17,601	233,879	2,324,961	2,576,441	30,000	30	0	0	30,000	0	0	2,546,441
029	4,000	7,788	0	219,140	226,928	3,000	3	1,000	1	4,000	0	0	222,928
037	2,000	229,527	39,071	308,979	577,577	2,000	2	0	0	2,000	0	0	575,577
041	0	0	0	2,006	2,006	0	0	0	0	0	0	0	2,006
052	48,000	976,642	390,238	1,898,874	3,265,754	47,000	47	1,000	1	48,000	0	0	3,217,754
053	0	0	0	0	0	0	0	0	0	0	0	0	0
074	84,977	283,056	379,617	854,221	1,516,894	56,000	56	8,720	9	64,720	20,257	2	1,431,917
089	84,512	339,305	1,185,253	1,814,516	3,339,074	75,000	75	6,162	7	81,162	3,350	1	3,254,562
101	5,000	774,240	313,295	2,307,267	3,394,802	5,000	5	0	0	5,000	0	0	3,389,802
103	321,409	44,474,143	2,089,281	6,143,642	52,707,066	257,541	259	12,000	12	269,541	51,868	4	52,385,657
103FD1	147,317	72,276	85,660	1,767,778	1,925,714	125,629	126	5,908	6	131,537	15,780	1	1,778,397
104	1,069,043	818,078	1,716,730	15,377,900	17,912,708	719,000	719	29,524	31	748,524	320,519	21	16,843,665
106	358,790	698,019	594,511	16,338,212	17,630,742	314,000	314	2,000	2	316,000	42,790	2	17,271,952
106FD2	616,190	1,986,220	2,383,795	29,615,586	33,985,601	505,000	505	4,000	4	509,000	107,190	3	33,369,411
107	1,012,337	2,229,392	20,212,878	13,630,728	36,072,998	682,120	683	37,162	39	719,282	293,055	24	35,060,661
107FD1	289,087	79,715	78,531	4,193,395	4,351,641	246,936	247	9,000	9	255,936	33,151	4	4,062,554
109	155,139	2,564,971	635,606	3,656,307	6,856,884	132,000	132	6,000	6	138,000	17,139	1	6,701,745
109FD1	81,014	16,066	64,993	998,687	1,079,746	58,000	58	3,000	3	61,000	20,014	2	998,732
112	144,442	254,129	1,123,877	6,329,854	7,707,860	112,583	113	12,681	15	125,264	19,178	2	7,563,418
141	5,000	6,204	0	262,033	268,237	5,000	5	0	0	5,000	0	0	263,237
189	0	1,375,878	165,180	1,574,537	3,115,595	0	0	0	0	0	0	0	3,115,595
200	28,743,566	152,095,978	124,185,743	760,645,354	1,036,927,075	23,673,302	23,776	1,996,992	2,479	25,670,294	3,073,272	304	1,008,183,509
200TF1D	1,000	17,228,045	0	11,889,973	29,118,018	1,000	1	0	0	1,000	0	0	29,117,018
200TF2D	0	4,496,448	0	21,911,697	26,408,145	0	0	0	0	0	0	0	26,408,145
200TF2I	63,000	34,166,513	0	67,455,712	101,622,225	58,000	58	5,000	5	63,000	0	0	101,559,225
200TF4D	687	0	0	20,879	20,879	687	1	0	1	687	0	0	20,192
200TF7D	49,260	34,911	0	507,791	542,702	46,462	48	2,110	10	48,572	688	1	493,442
203	224,782	82,003	388,976	2,884,578	3,355,557	143,723	144	8,000	8	151,723	73,059	5	3,130,775
204	970,013	648,121	1,101,295	16,845,150	18,594,566	657,000	657	22,510	23	679,510	290,503	15	17,624,553
206	1,742,297	1,541,498	4,497,563	97,162,300	103,201,361	1,351,000	1,351	12,000	12	1,363,000	379,297	16	101,459,064

<i>TXD</i>	<i>Total Exemptions</i>	<i>Personal</i>	<i>Public Service</i>	<i>Real Estate</i>	<i>Total Valuation</i>	<i>Homestead</i>	<i>Count</i>	<i>Add'l Hmstd</i>	<i>Count</i>	<i>Total Homestead</i>	<i>DAV Exemption</i>	<i>DAV Count</i>	<i>Net Valuation</i>
207	213,901	34,575	329,061	2,726,129	3,089,765	135,000	135	3,000	3	138,000	75,901	6	2,875,864
209	483,744	183,421	887,522	8,861,005	9,931,948	405,543	406	13,575	15	419,118	64,626	6	9,448,204
212	9,462,281	49,623,939	11,824,417	444,869,133	506,317,489	7,357,000	7,357	99,000	99	7,456,000	2,006,281	92	496,855,208
222	791,049	193,358	989,925	20,463,681	21,646,964	589,000	589	7,000	7	596,000	195,049	9	20,855,915
229	501,361	10,725,578	1,233,559	46,797,547	58,756,684	482,000	482	0	0	482,000	19,361	1	58,255,323
237	1,057,617	11,102,420	1,438,974	18,757,155	31,298,549	782,000	782	82,776	84	864,776	192,841	18	30,240,932
252	4,747,147	37,818,651	10,391,670	107,742,645	155,952,966	3,000,851	3,002	135,610	146	3,136,461	1,610,686	117	151,205,819
253	111,597	12,581,010	2,251,788	11,116,655	25,949,453	101,646	106	9,372	25	111,018	579	1	25,837,856
269	303,000	83,250	402,344	6,830,717	7,316,311	296,000	296	7,000	7	303,000	0	0	7,013,311
274	0	208,170	248,131	145,244	601,545	0	0	0	0	0	0	0	601,545
300	15,063,740	83,493,654	80,735,973	284,722,882	448,952,509	12,102,078	12,136	1,849,807	2,139	13,951,885	1,111,855	162	433,888,769
300TF4D	4,000	5,922,929	0	734,100	6,657,029	3,000	3	1,000	1	4,000	0	0	6,653,029
300TF6D	2,000	69	0	171,762	171,831	2,000	2	0	0	2,000	0	0	169,831
302	1,799,760	5,854,138	2,600,371	39,380,004	47,834,513	1,405,000	1,405	106,000	106	1,511,000	288,760	29	46,034,753
309	142,389	16,779	104,284	1,318,031	1,439,094	94,000	94	11,000	11	105,000	37,389	3	1,296,705
312	1,062,272	1,791,413	931,912	20,249,585	22,972,910	687,000	687	7,000	7	694,000	368,272	25	21,910,638
322	1,000	0	638	96,077	96,715	1,000	1	0	0	1,000	0	0	95,715
322FD2	57,000	2,568	199,903	2,151,252	2,353,723	57,000	57	0	0	57,000	0	0	2,296,723
341	1,538,999	81,310,624	17,496,491	72,931,988	171,739,103	1,305,771	1,307	123,000	125	1,428,771	110,228	14	170,200,104
353	224,337	4,191,655	4,186,316	4,043,706	12,421,677	192,912	193	26,152	41	219,064	5,273	2	12,197,340
369	0	0	761	10,730	11,491	0	0	0	0	0	0	0	11,491
401	35,020	36,638	157,805	430,439	624,882	33,000	33	2,020	3	35,020	0	0	589,862
402	0	0	0	10,160	10,160	0	0	0	0	0	0	0	10,160
403	10,000	17,316	1,526,888	343,274	1,887,478	9,000	9	1,000	1	10,000	0	0	1,877,478
411	313,663	86,209	873,171	4,781,248	5,740,628	247,000	247	15,493	17	262,493	51,170	5	5,426,965
412	0	0	878	4,512	5,390	0	0	0	0	0	0	0	5,390
489	15,000	6,698	88,952	122,051	217,701	14,000	14	1,000	1	15,000	0	0	202,701
500	1,360,466	1,502,443	1,026,979	95,001,606	97,531,028	1,108,000	1,108	18,000	18	1,126,000	234,466	7	96,170,562
501	20,536,596	109,896,095	26,303,312	610,456,203	746,655,610	17,109,000	17,109	643,796	644	17,752,796	2,783,800	195	726,119,014
501TF4D	5,000	346,151	0	1,517,248	1,863,399	5,000	5	0	0	5,000	0	0	1,858,399
503	259,503	939,941	546,854	3,465,768	4,952,563	205,866	208	19,330	24	225,196	34,307	4	4,693,060
504	3,288,372	2,334,078	4,035,984	57,134,669	63,504,731	2,407,862	2,408	113,500	116	2,521,362	767,010	52	60,216,359
507	929,340	830,620	1,153,122	16,970,833	18,954,575	739,511	740	45,243	47	784,754	144,586	15	18,025,235
509	669,083	419,166	652,881	8,730,946	9,802,993	472,442	473	58,812	60	531,254	137,829	11	9,133,910
512	16,834,723	45,902,638	12,296,722	639,197,574	697,396,934	14,511,000	14,511	344,000	344	14,855,000	1,979,723	102	680,562,211
541	766,076	20,418,949	2,939,100	31,956,876	55,314,925	652,000	652	51,000	51	703,000	63,076	7	54,548,849

<i>TXD</i>	<i>Total Exemptions</i>	<i>Personal</i>	<i>Public Service</i>	<i>Real Estate</i>	<i>Total Valuation</i>	<i>Homestead</i>	<i>Count</i>	<i>Addr'l Hmstd</i>	<i>Count</i>	<i>Total Homestead</i>	<i>DAV Exemption</i>	<i>DAV Count</i>	<i>Net Valuation</i>
552	9,113,376	24,270,192	7,027,153	154,174,279	185,471,624	6,430,000	6,430	515,411	516	6,945,411	2,167,965	197	176,358,248
552TF1D	0	9,302,040	0	1,014,757	10,316,797	0	0	0	0	0	0	0	10,316,797
581	3,891,283	3,516,382	3,265,694	66,506,712	73,288,788	3,243,000	3,243	265,825	266	3,508,825	382,458	40	69,397,505
588	518,504	848,789	877,335	11,019,700	12,745,824	431,000	431	52,000	52	483,000	35,504	4	12,227,320
589	2,011,121	2,319,696	2,056,920	28,095,083	32,471,699	1,431,015	1,432	194,841	205	1,625,856	385,265	55	30,460,578
601	2,325,390	9,350,488	1,654,865	47,553,693	58,559,046	1,921,000	1,921	169,902	170	2,090,902	234,488	18	56,233,656
603	4,000	0	515	169,484	169,999	4,000	4	0	0	4,000	0	0	165,999
604	2,756,801	465,310	1,288,271	46,468,829	48,222,410	1,753,000	1,753	68,551	69	1,821,551	935,250	59	45,465,609
606	273,699	16,658	141,371	11,061,631	11,219,660	206,000	206	0	0	206,000	67,699	3	10,945,961
609	26,642	1,104	15,946	1,067,550	1,084,600	18,000	18	0	0	18,000	8,642	1	1,057,958
612	333,414	388,341	654,010	21,635,069	22,677,420	280,533	281	3,888	5	284,421	48,993	2	22,344,006
627	2,631,867	4,755,531	1,201,460	53,590,653	59,547,644	2,258,000	2,258	147,000	147	2,405,000	226,867	21	56,915,777
627TF1D	0	93,726	0	1,215,115	1,308,841	0	0	0	0	0	0	0	1,308,841
637	24,000	100	637	2,124,249	2,124,986	24,000	24	0	0	24,000	0	0	2,100,986
652	5,535,726	8,072,692	3,733,316	73,435,731	85,241,739	4,130,000	4,130	462,475	463	4,592,475	943,251	111	79,706,013
653	34,605	2,081	130,723	219,199	352,003	15,000	15	3,000	3	18,000	16,605	2	317,398
674	162,332	705,557	1,728,524	4,597,617	7,031,698	128,926	131	9,000	10	137,926	24,406	4	6,869,366
700	122,605	138,400	83,149	1,249,598	1,471,147	99,953	100	14,451	21	114,404	8,201	2	1,348,542
701	67,568	772,026	88,070	1,248,854	2,108,950	54,000	54	2,000	2	56,000	11,568	1	2,041,382
703	4,000	3,469	85,496	221,728	310,693	4,000	4	0	0	4,000	0	0	306,693
704	491,373	52,451	313,774	5,649,208	6,015,433	295,121	296	12,000	13	307,121	184,252	14	5,524,060
712	51,000	12,669	0	1,599,702	1,612,371	50,000	50	1,000	1	51,000	0	0	1,561,371
774	0	1,177,400	176,888	163,405	1,517,693	0	0	0	0	0	0	0	1,517,693
837	27,000	5,982	28,037	682,564	716,583	27,000	27	0	0	27,000	0	0	689,583
852	481,010	158,201	229,661	7,418,947	7,806,809	311,000	311	19,000	19	330,000	151,010	9	7,325,799
889	71,558	120,869	323,330	682,515	1,126,714	59,000	59	7,159	8	66,159	5,399	1	1,055,156
901	304,824	983,159	286,786	4,545,375	5,815,320	224,000	224	25,000	25	249,000	55,824	9	5,510,496
904	542,781	753,607	898,239	7,478,424	9,130,270	418,000	418	42,115	43	460,115	82,666	9	8,587,489
989	1,176,186	779,085	790,575	11,711,793	13,281,453	834,116	836	98,555	112	932,671	243,515	32	12,105,267
	152,193,840	825,796,573	378,859,225	4,231,912,893	5,436,568,691	120,752,129	120,911	8,099,428	8,982	128,851,557	23,342,283	1,890	5,284,374,851

Grand Total